



MEETING OF THE
BOARD OF DIRECTORS



COLUMBUS
REGIONAL AIRPORT AUTHORITY

COLUMBUS REGIONAL AIRPORT AUTHORITY

August 27, 2024



Board Meeting Agenda

Tuesday, August 27, 2024 at 4:00 p.m.

CMH Boardroom

1. Welcome / Call to Order E. Kessler
2. Approval of June 25, 2024 Meeting Minutes
3. Committee Reports
 - Air Service & Customer Experience F. Bertley
 - Facilities, Services & Innovation.....P. Chodak III
 - Finance & Audit J. Miller, Jr.
4. President & CEO Report J. Nardone
5. Resolutions
 - 31-2024 – Air Traffic Control Tower Ground Lease
 - 32-2024 – Independence Excavating LCK Ramp 3 Phase 3
 - 33-2024 – RS&H LCK Ramp 3 Phase 3
 - 34-2024 – Construction Manager at Risk Guaranteed Maximum Price #4
6. Public Comment
7. Other Business
8. Motion to Adjourn



MEETING OF THE CRAA BOARD OF DIRECTORS | MINUTES OF JUNE 25, 2024

Board of Director Members Present:	Elizabeth P. Kessler, Chair Jordan A. Miller, Jr., Vice Chair Corrine M. Burger – Virtual Paul Chodak III – Virtual Mo Dioun Ramon Jones Kenny McDonald Karen J. Morrison
Board of Director Members Absent:	Frederic Bertley
CRAA Strategic Leadership Staff:	Joseph R. Nardone, President & Chief Executive Officer Casey Denny, Chief Operations Officer Kristen Easterday, Director, Communications & Public Affairs Shannon Fitzpatrick, Chief People Officer Charlie Goodwin, Chief Business Development Officer Richard Jones, Director, Innovation & Technology Tom McCarthy, Chief Planning & Engineering Officer Fabio Spino, Chief Financial Officer

CALL TO ORDER

Chair Kessler called the meeting of the Columbus Regional Airport Authority Board of Directors to order at 4:00 p.m., Tuesday, June 25, 2024.

MINUTES

Chair Kessler asked if there were any changes to the minutes for the April 30, 2024 Board meeting. Hearing none, McDonald moved for approval; Jones seconded.

COMMITTEE REPORTS

Facilities, Services & Innovation Committee:

Chodak reported that the Committee met on June 18, 2024. At that meeting, Denny provided a Safety & Health Update and Sarkis provided a Capital Projects Update. The Committee had the following resolutions for the Board to consider:

- Resolution 22-2024
- Resolution 23-2024
- Resolution 24-2024
- Resolution 25-2024
- Resolution 26-2024
- Resolution 27-2024
- Resolution 28-2024
- Resolution 29-2024
- Resolution 30-2024

The resolutions were later presented to the Board.



The Committee's next meeting is scheduled for August 21, 2024.

Finance & Audit Committee:

Miller reported that the Committee met on June 18, 2024. At that meeting, Spino provided a review of the May 2024 financial statements as well as fiscal year to date results. Spino updated the Committee on the Airline Use and Lease Agreement. Jim McCourt of Meeder Investment Management appeared before the Committee and provided a fiscal year 2023 and fiscal year to date 2024 investment update.

The Committee's next meeting is scheduled for August 21, 2024.

PRESIDENT & CEO REPORT

Nardone provided brief remarks regarding the June 2024 President & CEO Report.

RESOLUTIONS

Resolution 22-2024 – A resolution entering into a design and construction coordination services agreement in the amount of \$4,997,170.00 with Lane Aviation Corporation for the removal and replacement of underground fuel tanks with above ground fuel tanks at John Glenn Columbus International Airport.

MOVED: K. McDonald;
YEA: 8 NAY: 0

SECONDED: R. Jones
ABSTAIN: _____

Resolution 23-2024 – A resolution authorizing the grant of an easement of real property to The Delong Co., Inc. for a drainage easement at Rickenbacker International Airport.

MOVED: K. Morrison;
YEA: 8 NAY: 0

SECONDED: J. Miller, Jr.
ABSTAIN: _____

Resolution 24-2024 – A resolution authorizing an increase in the amount of \$151,360.00 to the professional services agreement with Orchard, Hiltz & McCliment Inc. for on-call architectural services.

MOVED: J. Miller, Jr.;
YEA: 8 NAY: 0

SECONDED: R. Jones
ABSTAIN: _____

Resolution 25-2024 – A resolution authorizing a construction contract with Elford, Inc. in the amount of \$3,281,188.00 for Airfield Maintenance Improvements – Maintenance Bay Expansion.

MOVED: K. Morrison;
YEA: 7 NAY: 0

SECONDED: K. McDonald
ABSTAIN: J. Miller, Jr.

Resolution 26-2024 – A resolution authorizing funding in an amount of \$4,800,521.00 for on-call engineering services with Kimley-Horn and Associates, Inc.

MOVED: K. McDonald;
YEA: 8 NAY: 0

SECONDED: R. Jones
ABSTAIN: _____

Resolution 27-2024 – A resolution authorizing a construction contract with Shelly and Sands, Inc. in the amount of \$51,794,409.00 for the New Terminal Apron South Taxilane at John Glenn Columbus International Airport.

MOVED: K. Morrison;
YEA: 8 NAY: 0

SECONDED: R. Jones
ABSTAIN: _____



Resolution 28-2024 – A resolution authorizing a construction contract with Shelly and Sands, Inc. in the amount of \$896,990.00 for Future Hangar Development at Bolton Field.

MOVED: J. Miller, Jr.;
YEA: 8 NAY: 0

SECONDED: R. Jones
ABSTAIN: _____

Resolution 29-2024 – A resolution authorizing a reimbursement to DRCS, LLC in the amount of \$484,254.00 for IID Development Infrastructure.

MOVED: R. Jones;
YEA: 8 NAY: 0

SECONDED: J. Miller, Jr.
ABSTAIN: _____

Resolution 30-2024 – A resolution authorizing an amendment to the Construction Manager at Risk contract with Hensel Phelps Construction Co. in the amount of \$149,009,402.00 for Guaranteed Maximum Price Amendment #3 related to the new terminal project at John Glenn Columbus International Airport.

MOVED: K. McDonald;
YEA: 8 NAY: 0

SECONDED: J. Miller, Jr.
ABSTAIN: _____

EXECUTIVE SESSION

Chair Kessler moved that the Board go into Executive Session pursuant to Ohio Revised Code (ORC) Section 121.22(G)(5), to consider matters required to be kept confidential by federal or state law. McDonald seconded.

Roll call vote to move into Executive Session:

Board Member:	Enter Executive Session			
	Absent	Yea	Nay	Abstain
Frederic Bertley	X			
Corrine M. Burger		X		
Paul Chodak III		X		
Mo Dioun		X		
Ramon Jones		X		
Elizabeth P. Kessler		X		
Kenny McDonald		X		
Jordan A. Miller, Jr.		X		
Karen J. Morrison		X		
Total	1	8	0	0
Time	4:56 p.m.			

The motion carried and Kessler requested that the public and staff leave the Boardroom and move into the lobby. The Board then entered into Executive Session.

At conclusion of the Executive Session, Kessler made a motion to reconvene business. Morrison seconded.



Roll call vote to reconvene business:

	Enter Executive Session			
Board Member:	Absent	Yea	Nay	Abstain
Frederic Bertley	X			
Corrine M. Burger		X		
Paul Chodak III		X		
Mo Dioun		X		
Ramon Jones		X		
Elizabeth P. Kessler		X		
Kenny McDonald		X		
Jordan A. Miller, Jr.		X		
Karen J. Morrison		X		
Total	1	8	0	0
Time	5:59 p.m.			

The motion carried and the Board reconvened in public session.

PUBLIC COMMENT

There were no speaking requests from the public for this meeting.

OTHER BUSINESS / MOTION TO ADJOURN

With no further business brought before the Board, Jones made a motion to adjourn; Morrison seconded. Chair Kessler adjourned the meeting at 6:00 p.m. on Tuesday, June 25, 2024.

Respectfully submitted,

Joseph R. Nardone

Secretary
JRN | cm

CRAA Board | Finance & Audit Committee

Fabio Spino
Chief Financial Officer
July 2024 Financial Presentation - Unaudited
August 27, 2024

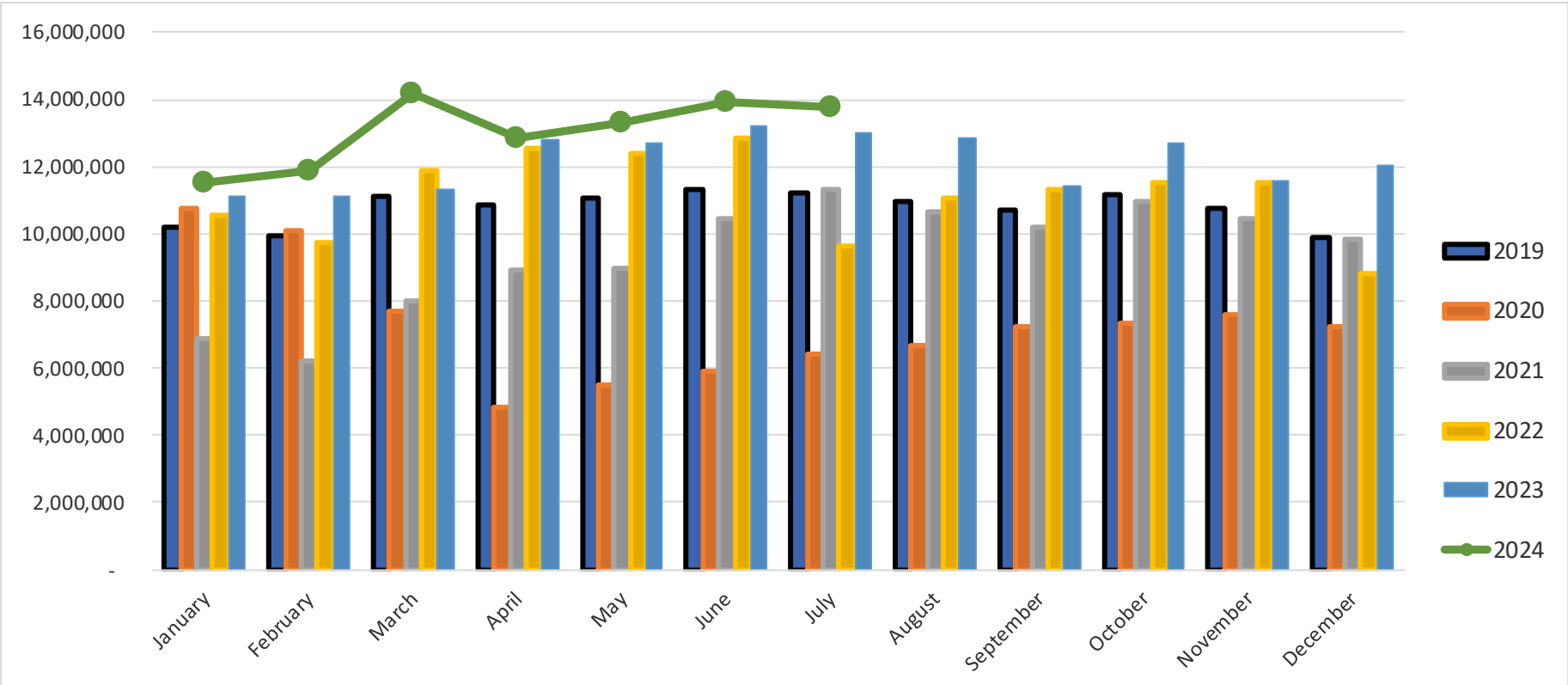


COLUMBUS
REGIONAL AIRPORT AUTHORITY

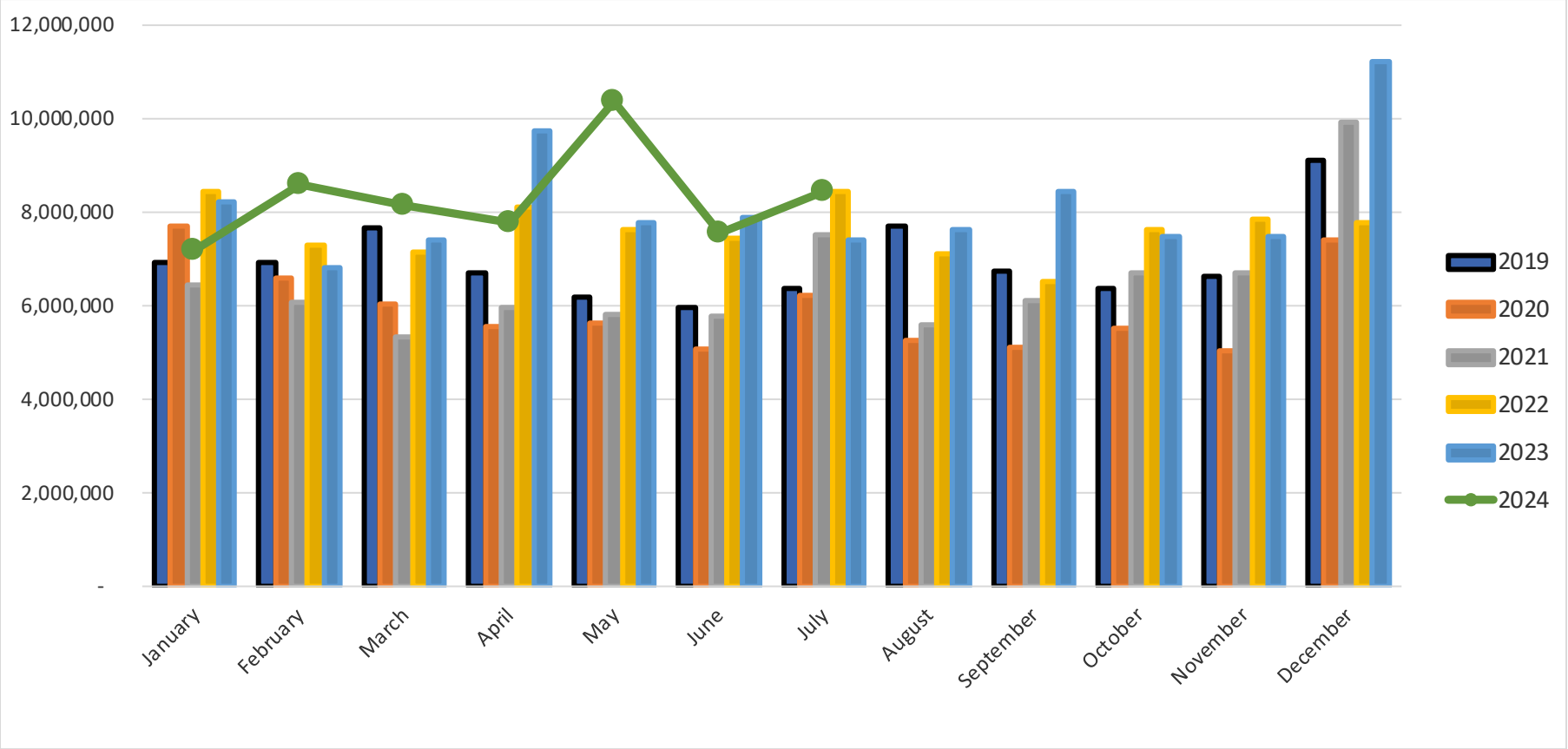
Activity Report: July 2024

Activity	Month	FYTD	Budget	July 2024	July 2023	FYTD 2024	FYTD 2023	FYTD Budget
Revenue	6%	7%	6%	\$ 13,776,000	\$ 13,029,259	\$ 91,269,113	\$ 85,306,046	\$ 86,016,870
Expenses	14%	5%	-7%	\$ 8,442,117	\$ 7,404,508	\$ 57,874,671	\$ 55,213,004	\$ 62,254,337
NOI (before Depreciation)	-5%	11%	41%	\$ 5,333,882	\$ 5,624,751	\$ 33,394,442	\$ 30,093,041	\$ 23,762,533
Food & Beverage (revenue)	17%	1%	10%	\$ 377,928	\$ 323,429	\$ 2,262,847	\$ 2,245,804	\$ 2,054,627
Retail (revenue)	22%	-284%	13%	\$ 205,575	\$ 168,279	\$ 1,311,260	\$ (714,291)	\$ 1,158,347
Hotel (revenue)	15%	8%	4%	\$ 936,745	\$ 812,222	\$ 5,551,115	\$ 5,159,930	\$ 5,355,278
Parking Activity (Tickets Issued)	4%	8%	4%	97,997	94,615	660,946	610,155	633,881
Parking Activity (Revenue)	12%	14%	13%	\$ 5,040,673	\$ 4,516,186	\$ 34,725,660	\$ 30,415,212	\$ 30,796,630
Ground Transportation (Revenue)	8%	15%	6%	\$ 1,564,849	\$ 1,449,611	\$ 10,278,148	\$ 8,947,558	\$ 9,740,351
RAC Transaction Days	5%	15%	1%	172,194	164,214	1,135,119	991,188	1,118,355
Enplaned Passengers	8%	8%	4%	439,511	408,843	2,689,947	2,485,521	2,581,554
Landed Weight - CMH	4%	4%	2%	459,784,970	443,034,376	2,943,544,202	2,818,236,547	2,881,452,535
Landed Weight - LCK	-34%	-31%	-14%	54,887,279	82,760,743	349,875,954	510,488,822	406,489,428

Operating Revenue



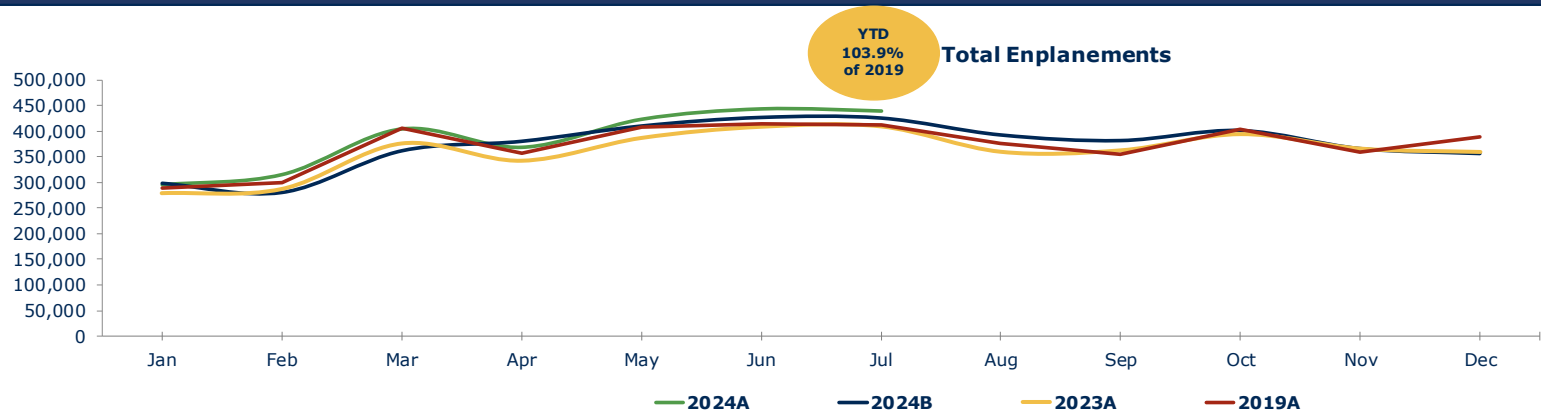
Operating Expenses



Enplaned Passengers CRAA

COLUMBUS REGIONAL AIRPORT AUTHORITY

For the Period Ending July 31, 2024



Year	Jan	Feb	Mar	Apr	May	Jun	Jul	Aug	Sep	Oct	Nov	Dec	Full year	YTD
2024A	295,178	315,160	404,467	368,525	423,397	443,709	439,511							2,689,947
2024B	298,611	280,856	361,536	379,915	409,507	426,157	424,972	392,218	381,335	400,888	365,799	356,254	4,478,048	2,581,554
2023A	278,512	286,572	375,452	341,808	386,223	408,111	408,843	359,283	362,080	393,736	365,465	358,927	4,325,012	2,485,521
2022A	222,186	240,471	347,495	321,887	359,205	369,711	360,214	322,065	334,910	352,962	328,493	310,012	3,869,611	2,221,169
2021A	111,275	118,453	210,938	205,662	259,913	310,756	342,122	281,943	285,019	312,057	302,002	313,940	3,054,080	1,559,119
2020A	304,148	312,941	168,934	14,073	44,882	99,030	134,108	122,658	112,642	144,926	133,589	141,025	1,732,956	1,078,116
2019A	289,819	300,752	405,545	357,710	407,261	415,156	411,979	375,560	354,900	403,173	358,786	388,231	4,468,872	2,588,222

FYTD Actual to Budget July 2024

	Actual	Budget	
Revenue			
Aeronautical Revenue			
Passenger Airline	\$ 23,551,912	\$ 23,572,315	
Cargo Airline	\$ 1,145,929	\$ 1,607,441	
Other Aeronautical	\$ 7,621,249	\$ 8,175,263	
Non-Aeronautical Revenue			
Parking	\$ 34,725,660	\$ 30,796,630	
Ground Transportation	\$ 10,278,148	\$ 9,740,351	
Concessions	\$ 4,920,129	\$ 4,162,083	
Hotel	\$ 5,551,115	\$ 5,355,278	
Other Non-Aeronautical	\$ 3,474,973	\$ 2,607,509	
Total Revenue	\$ 91,269,113	\$ 86,016,870	6%
Expenses			
Salaries Wages & Benefits	\$ 24,905,170	\$ 26,174,303	
Material & Supplies	\$ 3,188,588	\$ 4,047,629	
Purchase of Services	\$ 28,617,445	\$ 30,877,375	
Other Expenses	\$ 1,163,469	\$ 1,155,030	
Total Operating Expenses	\$ 57,874,671	\$ 62,254,337	-7%
Net	\$ 33,394,442	\$ 23,762,533	41%

FYTD Comparison July

	Actual 2024	Actual 2023	
Revenue			
Aeronautical Revenue			
Passenger Airline	\$ 23,551,912	\$ 24,454,103	
Cargo Airline	\$ 1,145,929	\$ 2,116,528	
Other Aeronautical	\$ 7,621,249	\$ 9,011,851	
Non-Aeronautical Revenue			
Parking	\$ 34,725,660	\$ 30,415,212	
Ground Transportation	\$ 10,278,148	\$ 8,947,558	
Concessions	\$ 4,920,129	\$ 3,096,526	
Hotel	\$ 5,551,115	\$ 5,159,930	
Other Non-Aeronautical	\$ 3,474,973	\$ 2,104,338	
Total Revenue	\$ 91,269,113	\$ 85,306,046	7%
Expenses			
Salaries Wages & Benefits	\$ 24,905,170	\$ 24,028,018	
Material & Supplies	\$ 3,188,588	\$ 3,094,958	
Purchase of Services	\$ 28,617,445	\$ 27,838,696	
Other Expenses	\$ 1,163,469	\$ 251,333	
Total Operating Expenses	\$ 57,874,671	\$ 55,213,004	5%
Net	\$ 33,394,442	\$ 30,093,041	11%

Cash Position: July 2024

UNRESTRICTED FUNDS

Revenue Fund	\$ 30,385,034.51
General Purpose Fund	\$ 43,582,118.17
New Terminal Reserve Fund	\$ 190,000,000.00
O&M Reserve Fund	\$ 14,533,159.63
R&R Fund	\$ 1,000,000.00
FFI Replacement Fund	\$ 742,017.44
RI Replacement Fund	\$ 556,735.00
Security Deposit Fund	\$ 488,769.57
UNRESTRICTED TOTAL	\$ 281,287,834.32

Days of Cash on Hand CMH & TZR

370 days (Excludes New Terminal Reserve Fund)

1,140 days (Includes New Terminal Reserve Fund)

Appendix A

**Financial Statements
July 31, 2024
Unaudited for Internal Purposes
Respectfully Submitted
Fabio Spino
Chief Financial Officer**



COLUMBUS
REGIONAL AIRPORT AUTHORITY

FINANCIAL STATEMENTS

July 31, 2024

Respectfully Submitted

Fabio Spino

Chief Financial Officer

Unaudited for internal purposes

CRAA Operating Revenue & Expenses

For the Period Ending July 31, 2024
(\$ In Thousands)

REVENUE	2024				2023	
	ACTUAL	BUDGET	VARIANCE	%	ACTUAL	VARIANCE
Aeronautical Revenue						
Passenger Airline Revenue	\$23,552	\$23,572	(\$20)	-0.1%	\$24,454	(\$902)
Cargo Airline Revenue	1,146	1,607	(462)	-28.7%	2,117	(\$971)
Other Aeronautical Revenue	7,621	8,175	(554)	-6.8%	9,012	(\$1,391)
Total Aeronautical Revenue	32,319	33,355	(1,036)	-3.1%	35,582	(\$3,263)
Non-Aeronautical Revenue						
Parking Revenue	34,726	30,797	3,929	12.8%	30,415	\$4,310
Ground Transportation Revenue	10,278	9,740	538	5.5%	8,948	\$1,331
Concession Revenue	4,920	4,162	758	18.2%	3,097	\$1,824
Hotel Revenue	5,551	5,355	196	3.7%	5,160	\$391
Other Non-Aeronautical Revenue	3,475	2,608	867	33.3%	2,104	\$1,371
Total Non-Aeronautical Revenue	58,950	52,662	6,288	11.9%	49,724	\$9,226
	91,269	86,017	5,252	6.1%	85,306	7.0%
EXPENSES						
Employee Wages & Benefits	24,905	26,174	1,269	4.8%	24,028	877
Material & Supplies	3,189	4,048	859	21.2%	3,095	94
Purchase of Services	28,617	30,877	2,260	7.3%	27,839	779
Other Expenses	1,163	1,155	(8)	-0.7%	251	912
	57,875	62,254	4,380	7.0%	55,213	4.8%
OPERATING INCOME BEFORE DEPR.						
	\$33,394	\$23,763	\$9,632	40.5%	\$30,093	11.0%

MANAGEMENT COMMENTS

CURRENT YEAR BUDGET VARIANCE:

REVENUE

Total Operating Revenue has a favorable budget variance of \$5,252.

CARGO AIRLINE - (\$462)

The unfavorable variance is due to lower aircraft landed weights and volumes at LCK.

OTHER AERONAUTICAL - (\$554)

The unfavorable variance is due to lower than forecasted lease revenue, use fees and FBO fuel sales offset by an increase in fueling fees and access control fees.

PARKING - \$3,929

The favorable variance is driven by higher volume of passengers utilizing the Garage, Blue Lot, Red Lot, Green Lot and Valet Parking than forecasted.

GROUND TRANSPORTATION - \$538

The favorable variance is due to higher than forecasted transactions for transportation network companies and rental cars.

CONCESSIONS- \$758

The favorable variance is due to higher than forecasted advertising & marketing, food and beverage income, retail concessions and passenger security screening fees.

HOTEL- \$196

The favorable variance is due to higher occupancy rates at the hotels.

OTHER NON-AERONAUTICAL - \$867

The favorable variance is due to higher than forecasted Facility and Ground leases.

EXPENSES

Total Operating Expenses have a favorable budget variance of \$4,380.

EMPLOYEE WAGES & BENEFITS - \$1,269

The favorable variance is due to higher than forecasted vacancies and lower than expected health insurance costs versus the budget.

MATERIALS & SUPPLIES - \$859

The favorable variance is due to a decrease in snow supplies, apron parts & paint supplies, fuel and office furniture, equipment & tools (<25,000) offset by an increase in building parts & supplies.

PURCHASE OF SERVICES - \$2,260

The favorable variance is due to lower than planned spending for repairs and maintenance, business conferences & employees training, contract labor, and professional services, offset by higher than planned spending for software maintenance, glycol disposal, contracted services, utilities and telecommunications.

ACTUAL CURRENT YEAR VS. PRIOR YEAR

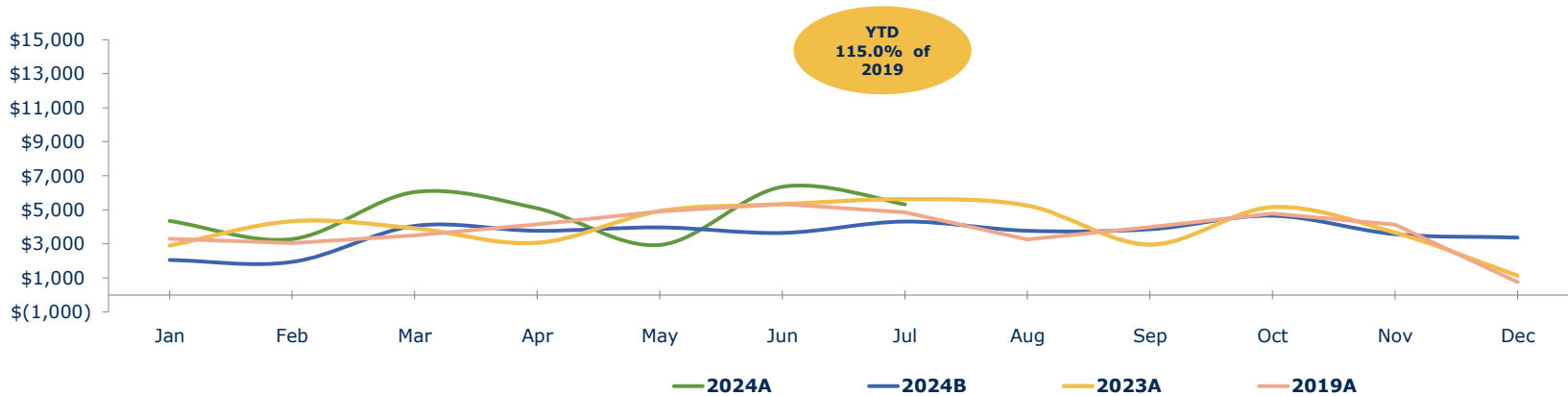
2024 Revenue exceeded 2023 Revenue by \$5,963 and 2024 Expenses were higher than 2023 Expenses by \$2,662.

An increase in the number of enplanements from prior year has increased parking revenues. Expenses have increased primarily due to contracted services, software maintenance and utilities & telecommunications.

COLUMBUS REGIONAL AIRPORT AUTHORITY

For the Period Ending July 31, 2024
(\$ In Thousands)


CRAA OPERATING INCOME



Year	Jan	Feb	Mar	Apr	May	Jun	Jul	Aug	Sep	Oct	Nov	Dec	Full year	YTD
2024A	\$ 4,344	\$ 3,291	\$ 6,043	\$ 5,086	\$ 2,937	\$ 6,361	\$ 5,334							\$ 33,394
2024B	\$ 2,062	\$ 1,939	\$ 4,057	\$ 3,766	\$ 3,976	\$ 3,646	\$ 4,318	\$ 3,767	\$ 3,865	\$ 4,653	\$ 3,568	\$ 3,380	\$ 42,996	\$ 23,763
2023A	\$ 2,901	\$ 4,335	\$ 3,915	\$ 3,060	\$ 4,926	\$ 5,332	\$ 5,625	\$ 5,251	\$ 2,965	\$ 5,161	\$ 3,663	\$ 1,138	\$ 48,271	\$ 30,093
2022A	\$ 3,536	\$ 3,907	\$ 7,219	\$ 5,575	\$ 7,317	\$ 5,754	\$ 9,343	\$ 4,502	\$ 5,865	\$ 5,179	\$ 7,058	\$ 1,762	\$ 67,016	\$ 42,651
2021A	\$ 1,492	\$ 1,203	\$ 3,722	\$ 4,026	\$ 4,234	\$ 5,733	\$ 4,888	\$ 6,140	\$ 5,130	\$ 5,321	\$ 4,816	\$ (869)	\$ 45,836	\$ 25,298
2020A	\$ 3,085	\$ 3,495	\$ 1,669	\$ (736)	\$ (130)	\$ 5,845	\$ 3,722	\$ 2,332	\$ 5,130	\$ 4,860	\$ 5,628	\$ (4,746)	\$ 30,154	\$ 16,950
2019A	\$ 3,288	\$ 3,036	\$ 3,485	\$ 4,137	\$ 4,896	\$ 5,342	\$ 4,851	\$ 3,259	\$ 3,987	\$ 4,778	\$ 4,125	\$ 744	\$ 45,928	\$ 29,035

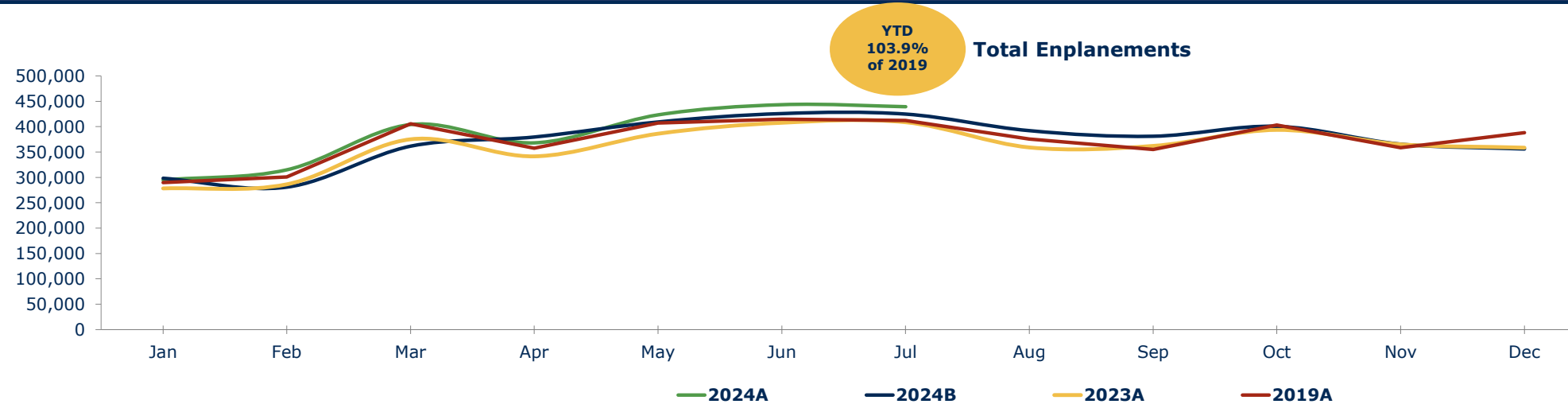
NOTE: 2020 through 2023 amounts include COVID relief.

NET OPERATING INCOME BY BUSINESS UNIT

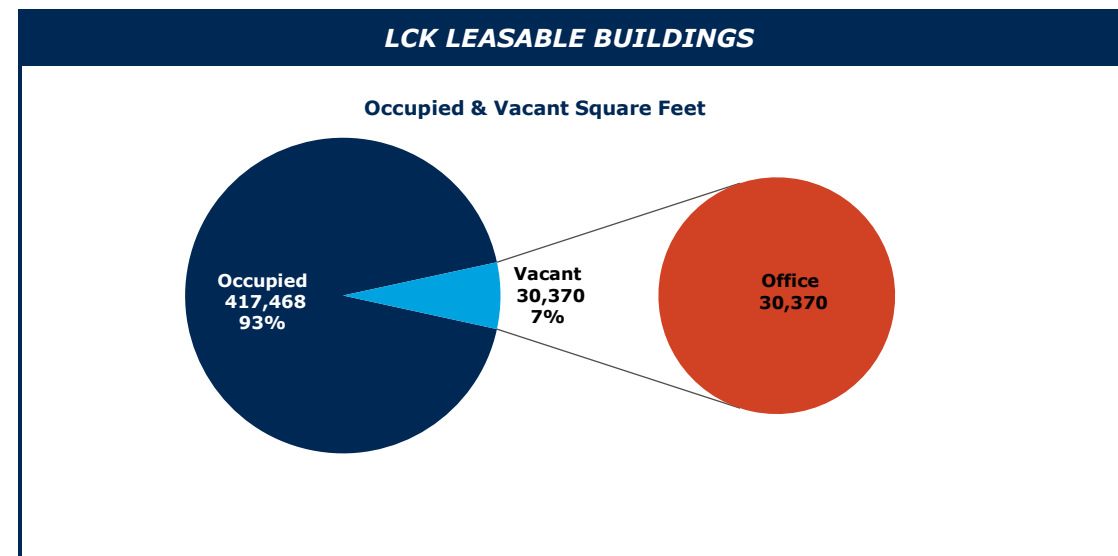
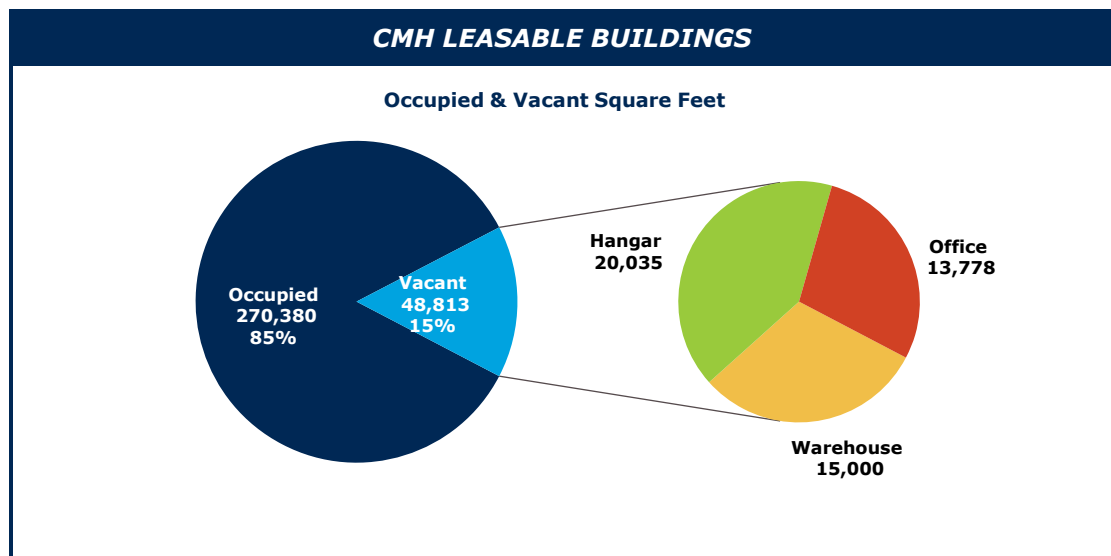
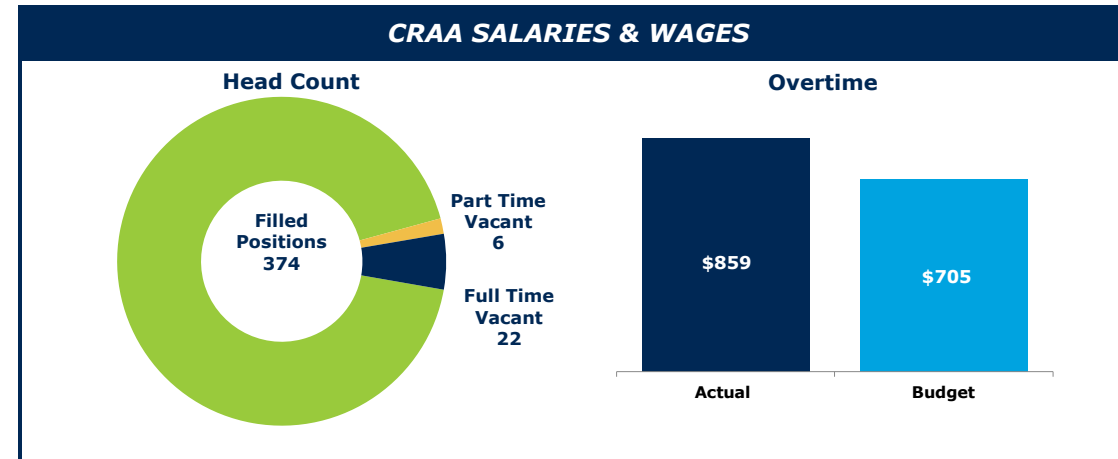
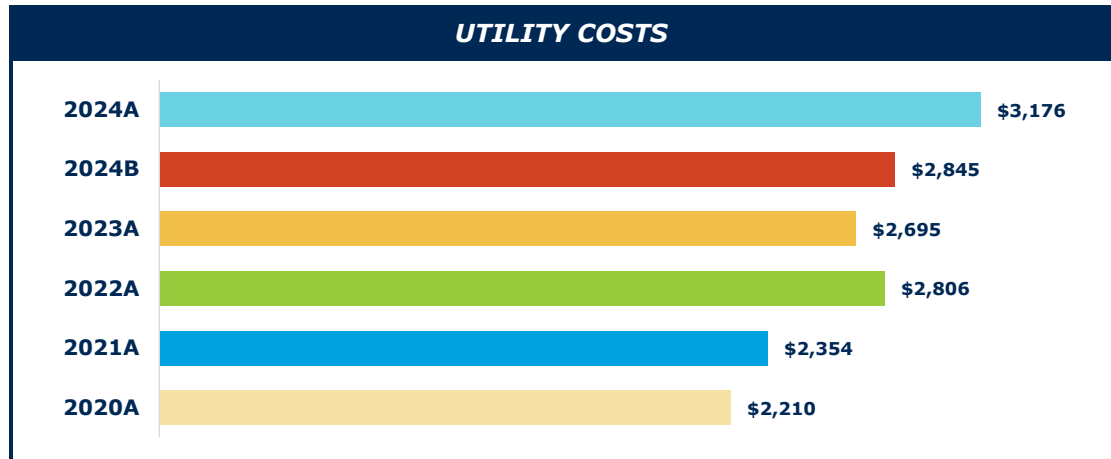


COLUMBUS REGIONAL AIRPORT AUTHORITY

For the Period Ending July 31, 2024



Year	Jan	Feb	Mar	Apr	May	Jun	Jul	Aug	Sep	Oct	Nov	Dec	Full year	YTD
2024A	295,178	315,160	404,467	368,525	423,397	443,709	439,511							2,689,947
2024B	298,611	280,856	361,536	379,915	409,507	426,157	424,972	392,218	381,335	400,888	365,799	356,254	4,478,048	2,581,554
2023A	278,512	286,572	375,452	341,808	386,223	408,111	408,843	359,283	362,080	393,736	365,465	358,927	4,325,012	2,485,521
2022A	222,186	240,471	347,495	321,887	359,205	369,711	360,214	322,065	334,910	352,962	328,493	310,012	3,869,611	2,221,169
2021A	111,275	118,453	210,938	205,662	259,913	310,756	342,122	281,943	285,019	312,057	302,002	313,940	3,054,080	1,559,119
2020A	304,148	312,941	168,934	14,073	44,882	99,030	134,108	122,658	112,642	144,926	133,589	141,025	1,732,956	1,078,116
2019A	289,819	300,752	405,545	357,710	407,261	415,156	411,979	375,560	354,900	403,173	358,786	388,231	4,468,872	2,588,222

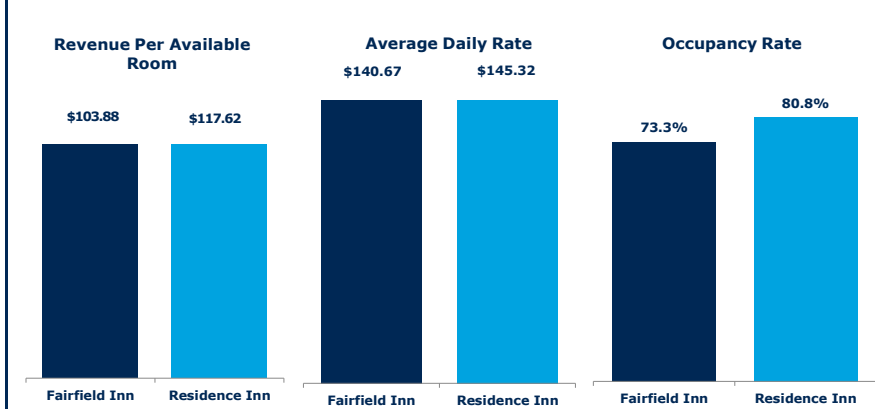


COLUMBUS REGIONAL AIRPORT AUTHORITY JOHN GLENN INTERNATIONAL

For the Period Ending July 31, 2024
(\$ In Thousands)

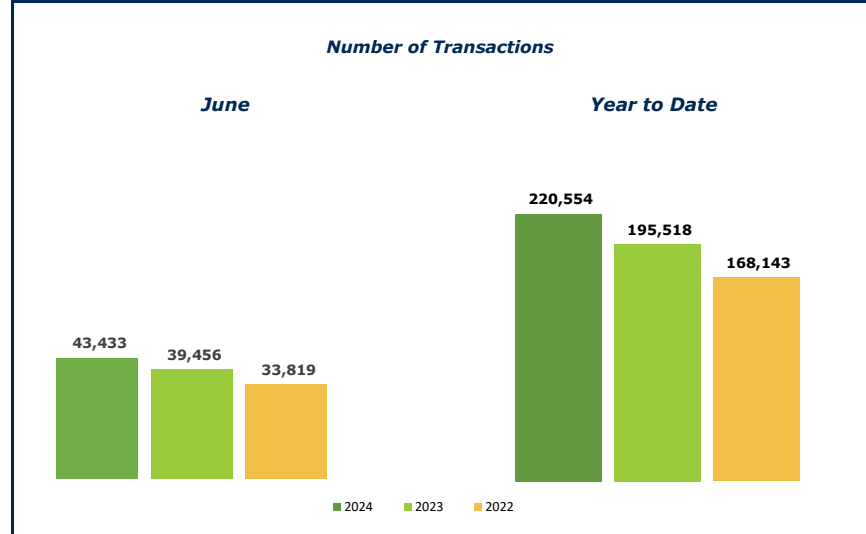
HOTEL OPERATIONS

	Actual	Budget	Variance
REVENUE	\$5,551	\$5,355	\$196
EXPENSES	3,589	3,434	(155)
Net Operating Income	\$1,962	\$1,921	\$41



Statistical Results are reported YTD through the current month.

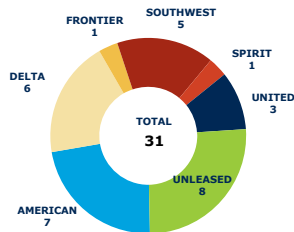
RENTAL CAR ACTIVITY (Year over Year / Year to Date)



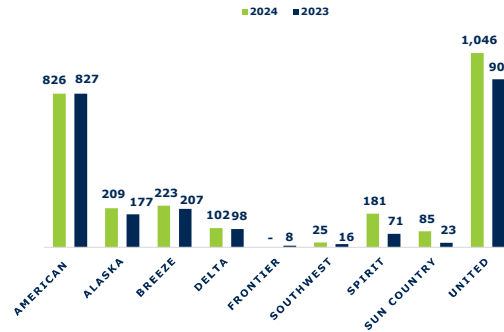
Reported 1 month in arrears.

JOHN GLENN COLUMBUS GATES

Leased Gates



YTD Use of Unleased Gates



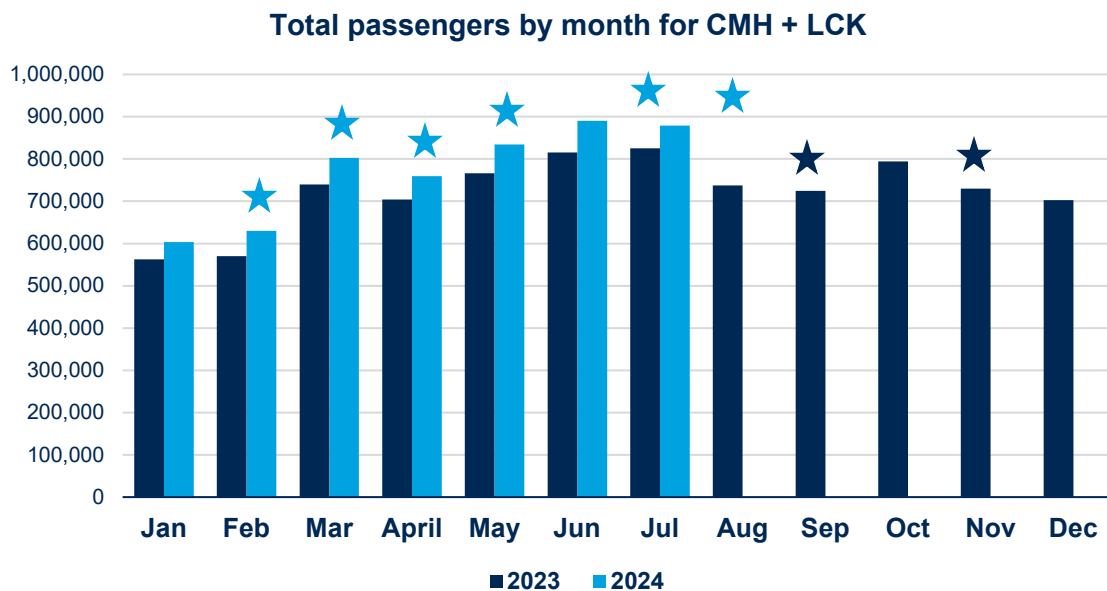
President & CEO Report

August 2024

Top takeaways

1. Shaping up to be the busiest summer ever
2. FAA safety and certification inspections
3. Governor and Lt. Governor visit
4. African American Male Wellness Walk

Passenger air service



★ = record-breaking month

Travel trends

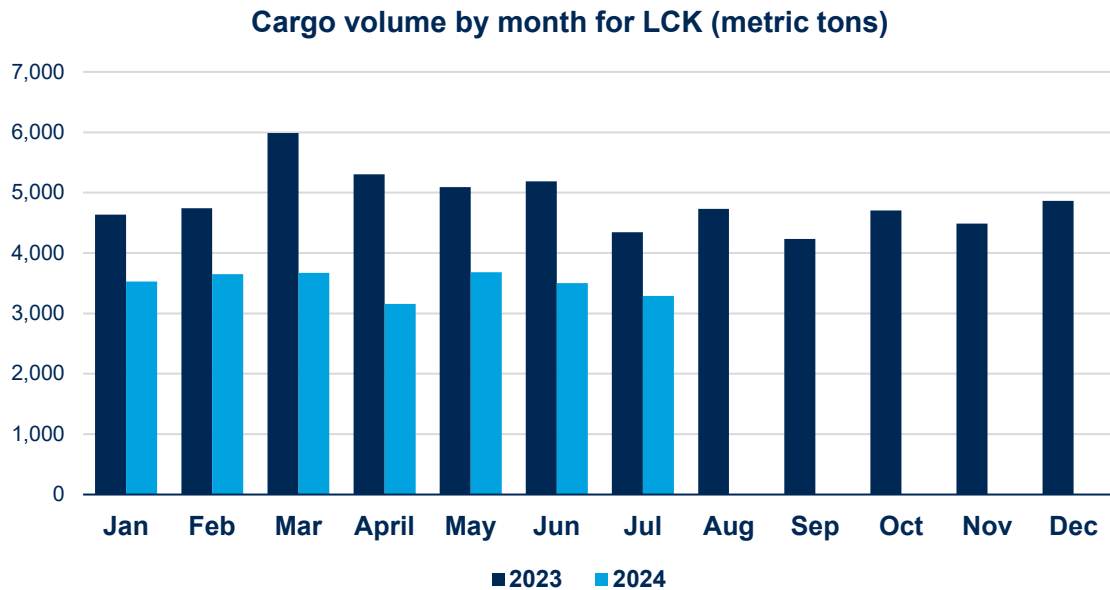
This summer is shaping up to be the busiest summer ever at Columbus airports. July was the second-busiest month for passengers at both John Glenn International and the Rickenbacker Passenger Terminal combined; the busiest month was our record-setting June 2024. During July, 439,174 enplanements, or 885,284 total passengers, traveled through these airports. This total passenger volume was up 7.3% year-over-year. John Glenn International's and Rickenbacker Passenger Terminal's combined passengers have broken monthly records in six of the past seven months.

These high traffic levels come even with the CrowdStrike outage that impacted several, but not all, airlines. Over five impacted days (July 19-24), an estimated 64 flights were canceled and an additional 132 were delayed. As airlines experienced long lines at their ticket counters while rebooking passengers, CRAA staff from Operations and Customer Experience helped with line management and offered assistance.

New routes

- Recently, Southwest Airlines announced they will begin flights to Miami, Florida, operating three to six times per week beginning January 11, 2025.
- In September, American Airlines will increase flights to Boston from two to three a day, growing the total to seven flights from CMH to Boston every day between American Airlines, Delta Air Lines, and Spirit Airlines.
- Spirit Airlines launched seasonal flights to Dallas Fort Worth in July. Flights operate through August 24 and then return on October 9, 2025.

Air cargo service



Cargo activity

- July cargo volume was down 24.0% from the year prior, and down 30.6% year-to-date.
- July cargo operations were down 30.4% from the year prior, and down 30.8% year-to-date.

Air cargo update

This month, there was a resumption of twice-weekly service from Asia with flights scheduled through November. Although the current scheduled flights are contracted by one of Rickenbacker’s air cargo tenants, other airport tenants and customers located in the area have been utilizing the same flights. This practice, called co-loading, helps strengthen the load factor and yields of flights. In September, two additional charter flights are scheduled from Vietnam.

Charlie Goodwin, Chief Business Development Officer, and Bryan Schreiber, Manager, Air Cargo Business Development, will travel to Hong Kong in September to participate in an international e-commerce logistics conference and will attend in-person meetings with officials from companies that facilitate direct-to-consumer e-commerce flights from Asia. While there, the Business Development team plans to meet with airlines and key business partners based in Hong Kong.

Operations

FAA safety and certification inspections

The FAA's annual safety and certification inspection reports were released with zero discrepancies at both John Glenn International and Rickenbacker International. This high-bar achievement is built on hard work and attention to detail every day, all year. It is a credit to the airfield maintenance, fixed-base operator, public safety, and operations teams' work.

Spirit Airlines

On August 2, CRAA's Airport Rescue and Fire Fighting (ARFF) and Operations teams responded quickly to an emergency on a Spirit Airlines plane on CMH's taxiway by helping passengers and crew deplane via stairs on the airfield and safely shuttled them to the terminal without incident.

Body-Worn cameras

CRAA's Public Safety Department has outfitted uniformed officers with new body-worn cameras (BWCs). Officers were trained to use these cameras which will enhance officer safety, boost accountability, and increase transparency for both CRAA employees and customers.

Community events

Central Ohio Boys and Girls Clubs

Teens from the Central Ohio Boys and Girls Clubs met with members of CRAA and our business partners to learn about jobs at the airport. They also toured the airfield, saw a demonstration by a K-9 and K-9 handler from the police department, and finished their day with lunch at Hangar 815 while learning about careers with HMSHost.

ACE Camp

CRAA hosted students from the Organization of Black Aerospace Professionals' Aerospace Career Education (ACE) Camp where middle and high schoolers learned about aviation history and flight through field trips and hands-on experiences. The group heard from a panel of CRAA employees about all types of airport-related careers.





African American Male Wellness Walk

Members of the CRAA team participated in Central Ohio's African American Male Wellness Walk on August 10. The walk is held as part of the National African American Male Wellness Initiative which aims to increase understanding that one can live longer through prevention practices.

Government Affairs

Governor and Lt. Governor visit

Ohio Governor Mike DeWine, Lt. Governor Jon Husted, and Bureau of Motor Vehicles Registrar Charlie Norman came to John Glenn International to announce the launch of Mobile ID. This technology allows a user to store a digital version of an Ohio driver's license or state ID in an Apple Wallet to use when going through TSA. Ohio is the fifth state to join this program.

Following the press conference, the Governor and Lt. Governor met with members of CRAA's senior leadership team and received a personalized update on CMH Next, the new terminal project. The group discussed how the new terminal will support the area's growth for years to come.



Employee news

Runway to Opportunities

The Diversity, Equity, and Inclusion Council paired with CMH's Airfield, Fleet, and Landscaping teams to host the first Runway to Opportunities event which included a tour and discussion about their departments and jobs. These events strengthen collaboration among CRAA departments, demonstrate how various departments contribute to CRAA's overall success, and encourage internal career advancement.

President's Report

Columbus Regional Airport Authority

August 2024



COLUMBUS
REGIONAL AIRPORT AUTHORITY

Shaping up to be the busiest summer ever

**RECORD-BREAKING
JOURNEYS
START HERE**



FLYCOLUMBUS[★].COM

FAA safety and certification inspections



Governor and Lt. Governor Visit



**Governor DeWine,
Lt. Governor Husted Announce
Ohio Driver's Licenses
and IDs Can Now Be Added
to Apple Wallet.**

July 31, 2024

 **MIKE DEWINE**
GOVERNOR OF OHIO

 **JON HUSTED**
LT. GOVERNOR OF OHIO

 **Ohio** THE HEART OF IT ALL.



African American Male Wellness Walk



Monthly Statistics Report

Report compiled from self-reported airline statistics

July 2024



COLUMBUS
REGIONAL AIRPORT AUTHORITY

JOHN GLENN COLUMBUS INTERNATIONAL AIRPORT

July 2024

PASSENGERS	
Airline	
Air Canada Express	
Alaska	
American	
Breeze	
Delta	
Frontier	
Southwest	
Spirit	
Sun Country	
United	
AIRLINES TOTALS	
CHARTER TOTALS	
AIRPORT TOTALS	

Total Passengers - Monthly				
Totals		Compared to 2023 (YOY)		
Jul 2024	Jul 2023	Actual Change	Percent Change	
7,452	6,077	1,375	22.6%	
20,776	20,654	122	0.6%	
175,457	186,558	-11,101	-6.0%	
11,386	11,333	53	0.5%	
153,815	139,883	13,932	10.0%	
7,606	7,991	-385	-4.8%	
267,042	250,074	16,968	6.8%	
85,025	45,905	39,120	85.2%	
4,305	3,466	839	24.2%	
110,264	105,075	5,189	4.9%	
843,128	777,016	66,112	8.5%	
2,467	2,862	-395	-13.8%	
845,595	779,878	65,717	8.4%	

Total Passengers - Year to Date			
Totals		Compared to 2023 (YOY)	
YTD 2024	YTD 2023	Actual Change	Percent Change
32,532	26,993	5,539	20.5%
82,066	75,945	6,121	8.1%
1,159,642	1,158,830	812	0.1%
57,164	46,116	11,048	24.0%
909,347	839,034	70,313	8.4%
37,583	41,133	-3,550	-8.6%
1,754,037	1,575,780	178,257	11.3%
454,255	315,953	138,302	43.8%
14,989	9,033	5,956	65.9%
696,901	684,811	12,090	1.8%
5,198,516	4,773,628	424,888	8.9%
21,221	19,632	1,589	8.1%
5,219,737	4,793,260	426,477	8.9%

CARGO	
Airline	
Alaska	
American	
Delta	
Southwest	
United	
AIRLINES TOTALS	
CARGO AIRLINES TOTALS	
AIRPORT TOTALS	

Total Cargo (Freight and Mail) - Monthly				
Totals		Compared to 2023 (YOY)		
Jul 2024	Jul 2023	Actual Change	Percent Change	
5,459	28,114	-22,655	-80.6%	
50,487	31,939	18,548	58.1%	
115,120	77,756	37,364	48.1%	
494,941	620,873	-125,932	-20.3%	
45,466	55,117	-9,651	-17.5%	
711,473	813,799	-102,326	-12.6%	
175	3,822	-3,647	-95.4%	
711,648	817,621	-105,973	-13.0%	

Total Cargo (Freight and Mail) - Year-To-Date			
Totals		Compared to 2023 (YOY)	
YTD 2024	YTD 2023	Actual Change	Percent Change
33,616	156,049	-122,433	-78.5%
240,349	280,348	-39,999	-14.3%
857,575	498,788	358,787	71.9%
3,169,874	3,827,457	-657,583	-17.2%
378,633	510,906	-132,273	-25.9%
4,680,047	5,273,548	-593,501	-11.3%
93,815	143,680	-49,865	-34.7%
4,773,862	5,417,228	-643,366	-11.9%

AIRCRAFT OPERATIONS	
Airline	
Air Canada Express	
Alaska	
American	
Breeze	
Delta	
Frontier	
Southwest	
Spirit	
Sun Country	
United	
AIRLINES TOTALS	
CHARTER TOTALS	
CARGO AIRLINES TOTALS	
AIRPORT TOTALS	

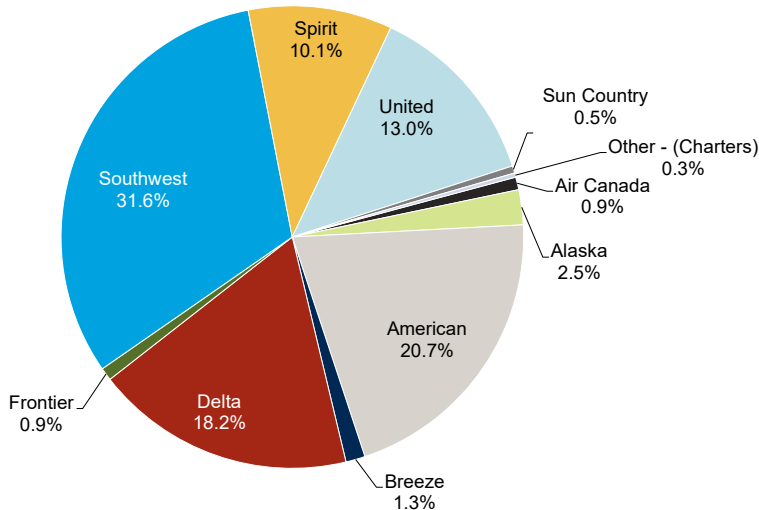
Actual Landing Operations - Monthly				
Totals		Compared to 2023 (YOY)		
Jul 2024	Jul 2023	Actual Change	Percent Change	
60	56	4	7.1%	
62	63	-1	-1.6%	
1,043	1,083	-40	-3.7%	
58	67	-9	-13.4%	
788	742	46	6.2%	
41	24	17	70.8%	
1,024	1,062	-38	-3.6%	
282	155	127	81.9%	
16	10	6	60.0%	
610	557	53	9.5%	
3,984	3,819	165	4.3%	
49	74	-25	-33.8%	
4	5	-1	-20.0%	
4,037	3,898	139	3.6%	

Actual Landing Operations - Year to Date			
Totals		Compared to 2023 (YOY)	
YTD 2024	YTD 2023	Actual Change	Percent Change
292	289	3	1.0%
273	240	33	13.8%
6,985	7,235	-250	-3.5%
304	273	31	11.4%
4,787	4,881	-94	-1.9%
163	124	39	31.5%
7,079	6,679	400	6.0%
1,514	1,093	421	38.5%
56	29	27	93.1%
4,018	3,856	162	4.2%
25,471	24,699	772	3.1%
543	517	661	5.0%
47	150	35	-68.7%
26,061	25,366	695	2.7%

JOHN GLENN COLUMBUS INTERNATIONAL AIRPORT

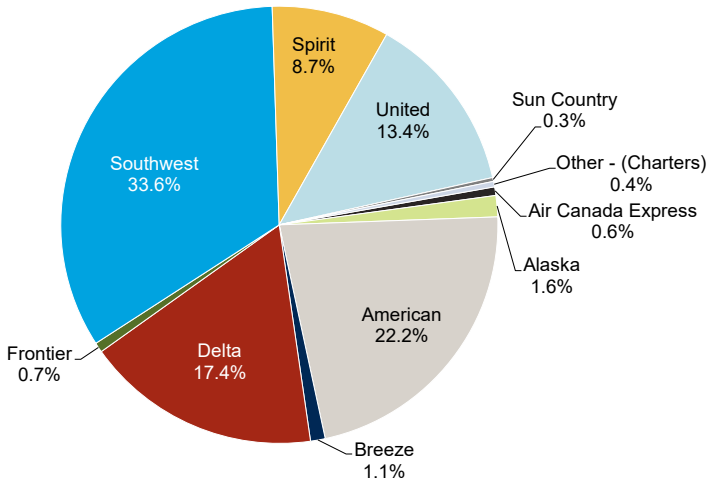
July 2024

Monthly by Passengers



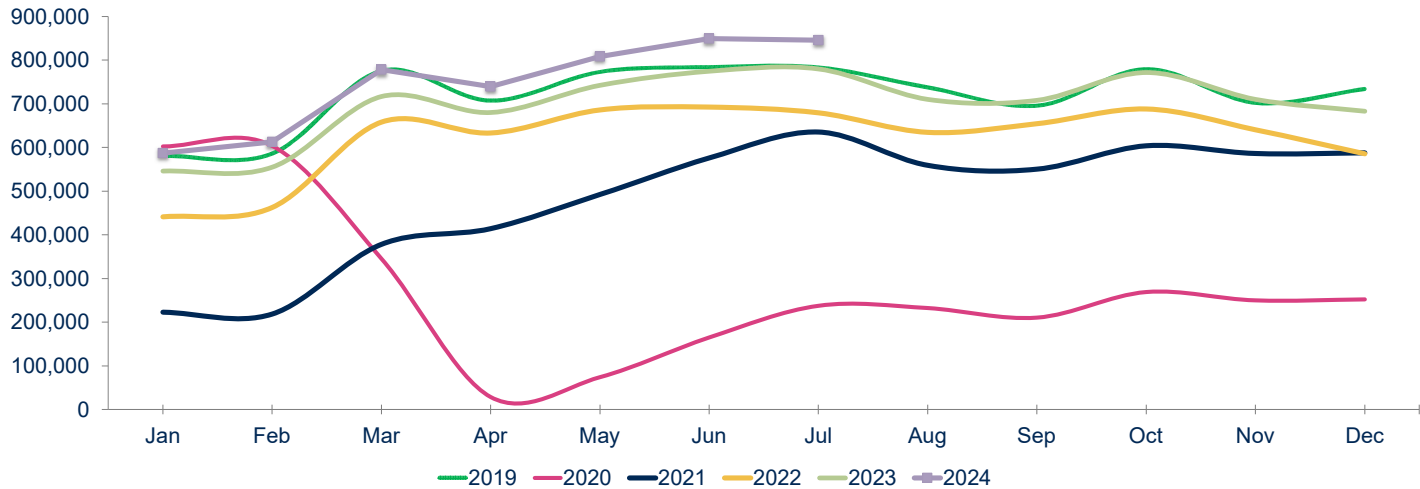
Notes:
Figures may not add up to 100% due to rounding

Year to Date by Passengers



Notes:
Figures may not add up to 100% due to rounding

Total Passengers



Year	Jan	Feb	Mar	Apr	May	Jun	Jul	Aug	Sep	Oct	Nov	Dec	Total	Growth
2019	580,704	586,025	775,533	707,185	772,991	783,831	783,122	737,440	695,409	779,088	702,070	733,710	8,637,108	6.1%
2020	602,022	603,467	345,418	28,943	73,769	164,700	237,756	232,096	210,233	268,914	249,522	252,287	3,269,127	-62.2%
2021	222,576	218,588	378,159	413,942	492,089	575,626	635,429	558,762	550,019	603,585	585,811	587,736	5,822,322	78.1%
2022	440,753	462,587	658,147	633,049	685,860	692,343	679,423	634,576	654,190	688,029	640,716	585,358	7,455,031	28.0%
2023	546,067	554,621	716,305	680,078	742,202	774,109	779,878	710,356	707,689	771,458	710,325	682,523	8,375,611	12.3%
2024	586,699	612,698	777,930	739,252	808,294	849,269	845,595						5,219,737	

24 vs 23: 7.4% (Jan), 10.5% (Feb), 8.6% (Mar), 8.7% (Apr), 8.9% (May), 9.7% (Jun), 8.4% (Jul)

YE Peak Month

RICKENBACKER INTERNATIONAL AIRPORT

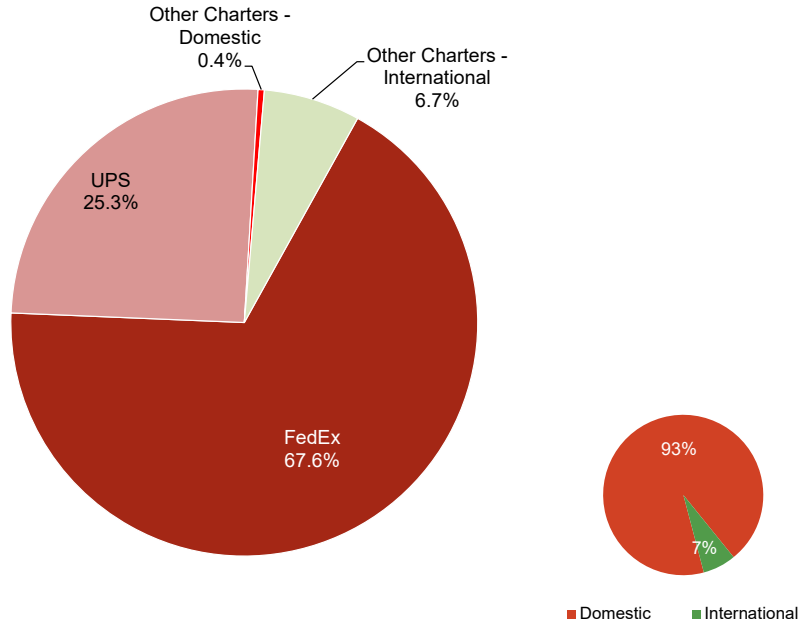
July 2024

PASSENGERS		Total Passengers - Monthly				Total Passengers - Year to Date			
		Totals		Compared to 2023 (YOY)		Totals		Compared to 2023 (YOY)	
Airline		Jul 2024	Jul 2023	Actual Change	Percent Change	YTD 2024	YTD 2023	Actual Change	Percent Change
Allegiant Air		39,689	45,545	-5,856	-12.9%	186,294	190,403	-4,109	-2.2%
Miami Air		-	-	-	-	-	-	-	-
Sun Country		-	-	-	-	-	-	-	-
Other Charters		-	-	-	-	-	-	-	-
AIRPORT TOTALS		39,689	45,545	-5,856	-12.9%	186,294	190,403	-4,109	-2.2%
CARGO		Total Cargo (Freight and Mail) - Monthly				Total Cargo (Freight and Mail) - Year-To-Date			
		Totals		Compared to 2023 (YOY)		Totals		Compared to 2023 (YOY)	
Airline		Jul 2024	Jul 2023	Actual Change	Percent Change	YTD 2024	YTD 2023	Actual Change	Percent Change
AirBridgeCargo		-	-	-	-	-	-	-	-
Asiana		-	-	-	-	-	-	-	-
Cargolux		-	1,132,897	-1,132,897	-100.0%	499,274	8,284,865	-7,785,591	-94.0%
Cathay Pacific		-	143,533	-143,533	-100.0%	-	1,543,117	-1,543,117	-100.0%
China Airlines		-	-	-	-	-	-	-	-
Emirates		-	916,601	-916,601	-100.0%	2,328,506	5,000,079	-2,671,573	-53.4%
Etihad		-	-	-	-	-	-	-	-
FedEx		4,915,425	4,853,801	61,624	1.3%	35,277,987	37,299,272	-2,021,285	-5.4%
Korean Air		-	-	-	-	-	-	-	-
UPS		1,839,186	1,692,567	146,619	8.7%	12,975,086	13,017,085	-41,999	-0.3%
Other Cargo Charters - Domestic		31,278	186,540	-155,262	-83.2%	314,692	1,296,292	-981,600	-75.7%
Other Cargo Charters - International		485,140	647,432	-162,292	-25.1%	2,592,221	11,373,601	-8,781,380	-77.2%
AIRPORT TOTALS		7,271,029	9,573,371	-2,302,342	-24.0%	53,987,766	68,240,940	-14,253,174	-20.9%
TOTAL DOMESTIC		6,785,889	6,732,908	52,981	0.8%	48,567,765	51,612,649	-3,044,884	-5.9%
TOTAL INTERNATIONAL		485,140	2,840,463	-2,355,323	-82.9%	5,420,001	26,201,662	-20,781,661	-79.3%
AIRPORT TOTALS		7,271,029	9,573,371	-2,302,342	-24.0%	53,987,766	77,814,311	-23,826,545	-30.6%
AIRCRAFT OPERATIONS		Actual Landing Operations - Monthly				Actual Landing Operations - Year to Date			
		Totals		Compared to 2023 (YOY)		Totals		Compared to 2023 (YOY)	
Airline		Jul 2024	Jul 2023	Actual Change	Percent Change	YTD 2024	YTD 2023	Actual Change	Percent Change
Allegiant Air		126	143	-17	-11.9%	612	621	-9	-1.4%
Miami Air		-	-	-	-	-	-	-	-
Sun Country		-	-	-	-	-	-	-	-
Other Charters		-	-	-	-	-	-	-	-
PASSENGER OPERATIONS TOTALS		126	143	-17	-11.9%	612	621	-9	-1.4%
AirBridgeCargo		-	-	-	-	-	-	-	-
Asiana		-	-	-	-	-	-	-	-
Cargolux		-	9	-9	-100.0%	5	58	-53	-91.4%
Cathay Pacific		-	4	-4	-100.0%	-	43	-43	-100.0%
China Airlines		-	-	-	-	-	-	-	-
Emirates		-	5	-5	-100.0%	13	29	-16	-55.2%
Etihad		-	-	-	-	-	-	-	-
FedEx		79	138	-59	-42.8%	627	976	-349	-35.8%
Korean Air		-	-	-	-	-	-	-	-
UPS		23	24	-1	-4.2%	179	182	-3	-1.6%
Other Cargo Charters - Domestic		84	106	-22	-20.8%	532	655	-123	-18.8%
Other Cargo Charters - International		22	13	9	69.2%	128	202	-74	-36.6%
CARGO OPERATIONS TOTALS		208	299	-91	-30.4%	1,484	2,145	-661	-30.8%
AIRPORT TOTALS		334	442	-108	-24.4%	2,096	2,766	-670	-24.2%

RICKENBACKER INTERNATIONAL AIRPORT

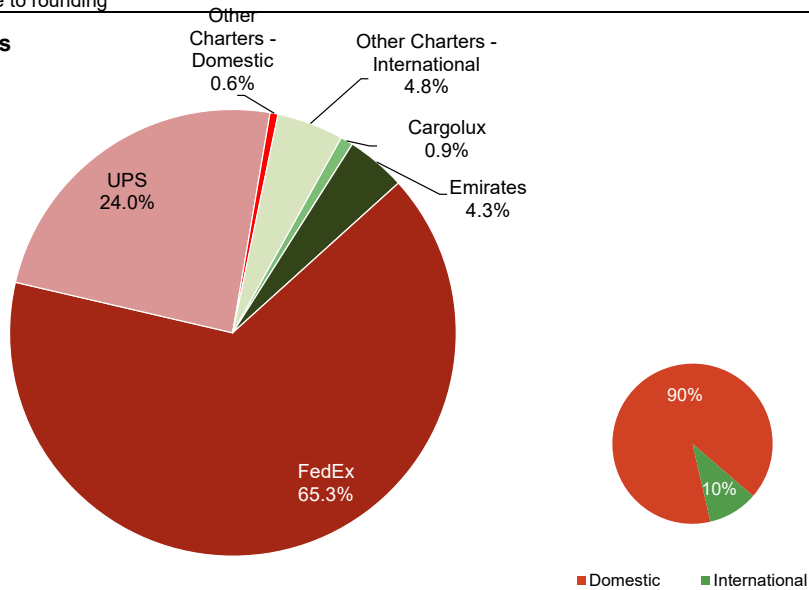
July 2024

Monthly Cargo by Weights



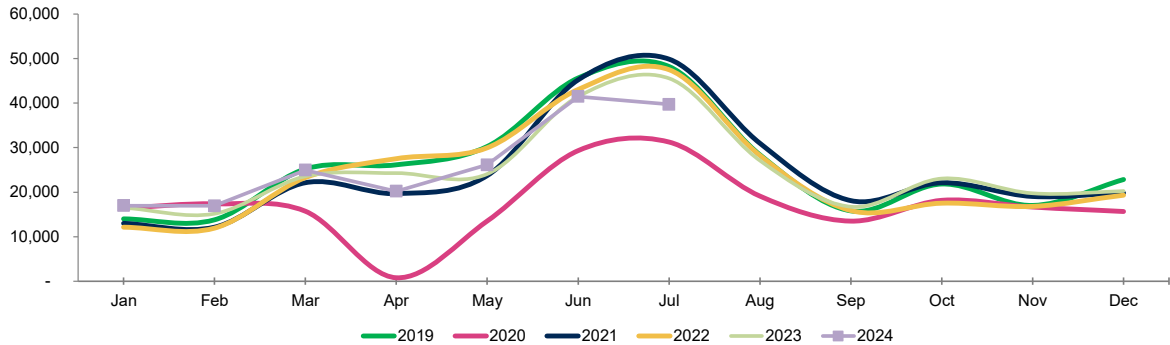
Note: Figures may not add up to 100% due to rounding

Year to Date Cargo by Weights



Note: Figures may not add up to 100% due to rounding

Total Passengers



Year	Jan	Feb	Mar	Apr	May	Jun	Jul	Aug	Sep	Oct	Nov	Dec	Total	Growth
2019	13,969	13,763	25,190	26,115	30,201	45,570	48,160	28,369	15,796	21,818	16,981	22,848	308,780	0.5%
2020	16,408	17,366	15,678	739	13,491	29,284	31,242	19,071	13,498	18,123	16,623	15,637	207,160	-32.9%
2021	13,016	12,126	22,110	19,655	23,696	45,199	49,810	30,952	18,048	22,114	19,029	19,829	295,584	42.7%
2022	12,115	11,934	23,272	27,520	29,943	43,038	47,481	28,193	15,821	17,543	16,804	19,336	293,000	-0.9%
2023	16,473	15,164	23,560	24,245	24,012	41,404	45,545	27,087	16,703	23,031	19,726	20,209	297,159	1.4%
2024	16,967	16,923	24,940	20,211	26,114	41,450	39,689						186,294	

24 vs 23 | 3.0% | 11.6% | 5.9% | -16.6% | 8.8% | 0.1% | -12.9%

YE Peak Month

COMBINED AIRPORTS TRAFFIC REPORT

July 2024

PASSENGERS	Total Passengers - Monthly				Total Passengers - Year to Date			
	Compared to 2023 (YOY)				Compared to 2023 (YOY)			
	Jul 2024	Jul 2023	Actual Change	Percent Change	YTD 2024	YTD 2023	Actual Change	Percent Change
Airports								
John Glenn International	845,595	779,878	65,717	8.4%	5,219,737	4,793,260	426,477	8.9%
Rickenbacker International	39,689	45,545	-5,856	-12.9%	186,294	190,403	-4,109	-2.2%
AIRPORT TOTALS	885,284	825,423	59,861	7.3%	5,406,031	4,983,663	422,368	8.5%
CARGO	Total Cargo (Freight and Mail) - Monthly				Total Cargo (Freight and Mail) - Year-To-Date			
	Compared to 2023 (YOY)				Compared to 2023 (YOY)			
	Jul 2024	Jul 2023	Actual Change	Percent Change	YTD 2024	YTD 2023	Actual Change	Percent Change
Airports								
John Glenn International	711,648	817,621	-105,973	-13.0%	4,773,862	5,417,228	-643,366	-11.9%
Rickenbacker International	7,271,029	9,573,371	-2,302,342	-24.0%	53,987,766	77,814,311	-23,826,545	-30.6%
AIRPORT TOTALS	7,982,677	10,390,992	-2,408,315	-23.2%	58,761,628	83,231,539	-24,469,911	-29.4%
AIRCRAFT OPERATIONS	Actual Landing Operations - Monthly				Actual Landing Operations - Year to Date			
	Compared to 2023 (YOY)				Compared to 2023 (YOY)			
	Jul 2024	Jul 2023	Actual Change	Percent Change	YTD 2024	YTD 2023	Actual Change	Percent Change
Airports								
John Glenn International	4,037	3,898	139	3.6%	26,061	25,366	695	2.7%
Rickenbacker International	334	442	-108	-24.4%	2,096	2,766	-670	-24.2%
AIRPORT TOTALS	4,371	4,340	31	0.7%	28,157	28,132	25	0.1%



RESOLUTION 31-2024

A RESOLUTION AUTHORIZING A GROUND LEASE WITH THE UNITED STATES OF AMERICA FOR THE AIRPORT TRAFFIC CONTROL TOWER AT JOHN GLENN COLUMBUS INTERNATIONAL AIRPORT.

RESOLVED, To authorize the execution of a twenty-year ground lease with the United States of America, Federal Aviation Administration (FAA), for the continued use of land located at John Glenn Columbus International Airport (CMH) for the Airport Traffic Control Tower base building and adjacent automobile parking areas.

Background: In January 2000, prior to commencing construction of a new Air Traffic Control Tower with associated office building and adjacent automobile parking area, the FAA entered into a twenty-year ground lease agreement with the Columbus Regional Airport Authority (CRAA). That lease expires on September 30, 2024. This new twenty-year ground lease, effective October 1, 2024, is necessary to maintain FAA air traffic control operations at CMH. No rental revenue is generated from this lease agreement. FAA Grant Assurance #28 requires airport sponsors to provide cost-free space for, among other purposes, air traffic control activities.

CRAA staff recommends Board approval of Resolution 31-2024.

ADOPTED BY THE BOARD OF DIRECTORS OF THE COLUMBUS REGIONAL AIRPORT AUTHORITY BY RESOLUTION NO. 31-2024 ON THE 27TH DAY OF AUGUST 2024.

X

By
Board Chair

X

Attest
Secretary to the Board



RESOLUTION 32-2024

A RESOLUTION AUTHORIZING A CONSTRUCTION CONTRACT WITH INDEPENDENCE EXCAVATING, INC. IN THE AMOUNT OF \$5,474,622.50 FOR RICKENBACKER INTERNATIONAL AIRPORT RAMP 3, PHASE 3 RECONSTRUCTION.

RESOLVED, To authorize a construction contract in the amount of \$5,474,622.50 with Independence Excavating, Inc. for Project #24043, Rickenbacker International Airport (LCK) Ramp 3, Phase 3 Reconstruction.

Background: The reconstruction project will demolish old deteriorating pavement and construct a 150,000 square-foot concrete pavement with all associated stormwater conveyance system and future deice collection infrastructure.

The engineer's estimate for construction is \$6,309,900.00. The following responsive and responsible bids were received:

Company	Base Bid
Independence Excavating Inc.	\$5,474,622.50
Shelly and Sands, Inc.	\$6,006,195.00
Trucco Construction Co. Inc.	\$6,497,267.50
Complete General Construction Company	\$6,932,347.50
The Harper Company	\$7,522,211.21
The Ruhlin Company	\$7,850,300.00

The total contract amount of \$5,474,622.50 will be funded 10% from Columbus Regional Airport Authority (CRAA) Cash Reserves and 90% from an anticipated FY25 Federal Aviation Administration Airport Improvement Program Grant. The project is included in the 2024 Capital Budget and will be included in the 2025 Capital Budget for construction.

The Disadvantaged Business Enterprise (DBE) goal for this Project is 12.9%. Independence Excavating has committed to 12.9% DBE participation and has identified Tyebbar, DHDC Inc, JN Graham Trucking LLC, and Eaton as their DBE partners.

CRAA staff recommends Board approval of Resolution 32-2024.

ADOPTED BY THE BOARD OF DIRECTORS OF THE COLUMBUS REGIONAL AIRPORT AUTHORITY BY RESOLUTION NO. 32-2024 ON THE 27TH DAY OF AUGUST 2024.

X

By
Board Chair

X

Attest
Secretary to the Board



RESOLUTION 33-2024

A RESOLUTION AUTHORIZING A TASK ORDER IN THE AMOUNT OF \$575,348.00 WITH RS&H OHIO, INC. FOR ENGINEERING SERVICES ASSOCIATED WITH RICKENBACKER INTERNATIONAL AIRPORT RAMP 3, PHASE 3 RECONSTRUCTION.

RESOLVED, To authorize Task Order #4 in the amount of \$575,348.00 to the Professional Services Agreement ENG-2022-047 with RS&H, Ohio, Inc. (RS&H) for engineering services associated with Rickenbacker International Airport (LCK) Ramp 3, Phase 3 Reconstruction, Project #24043.

Background: Pursuant to the Contract dated February 28, 2023, RS&H will provide on-call airside civil engineering services for airfield related projects at John Glenn Columbus International, Rickenbacker International, and Bolton Field Airports. This task order is for airside civil engineering construction administration and testing phase services to support LCK Ramp 3, Phase 3 Reconstruction, Project #24043.

The Project will be funded 10% from CRAA Cash Reserves and 90% from an anticipated FY25 Federal Aviation Administration Airport Improvement Program Grant. The project is included in the 2024 Capital Budget and will be included in the 2025 Capital Budget for construction.

CRAA values the importance of diversity and inclusion. Based upon the scope of services to be performed under this task order, RS&H has committed to a Disadvantaged Business Enterprise (DBE) goal of 24.8% for this task order and has identified PS Surveying & Mapping Group, LLC, CAD Concepts, Inc., Connico, LLC, and Dynotec, Inc. as its DBE partners.

CRAA staff recommends Board approval of Resolution 33-2024.

ADOPTED BY THE BOARD OF DIRECTORS OF THE COLUMBUS REGIONAL AIRPORT AUTHORITY BY RESOLUTION NO. 33-2024 ON THE 27TH DAY OF AUGUST 2024.

X

By
Board Chair

X

Attest
Secretary to the Board



RESOLUTION 34-2024

A RESOLUTION AUTHORIZING AN AMENDMENT TO THE CONSTRUCTION MANAGER AT RISK CONTRACT WITH HENSEL PHELPS CONSTRUCTION CO. IN THE AMOUNT OF \$358,896,424.00 FOR GUARANTEED MAXIMUM PRICE AMENDMENT #4 RELATED TO THE NEW TERMINAL PROJECT AT JOHN GLENN COLUMBUS INTERNATIONAL AIRPORT.

RESOLVED, To authorize the President & CEO to execute an amendment to the Construction Manager at Risk contract with Hensel Phelps Construction Co. (Hensel Phelps) in the amount of \$358,896,424.00 for Guaranteed Maximum Price (GMP) Amendment #4 related to the New Terminal Project (Project) at John Glenn Columbus International Airport (CMH).

Background: The current terminal at CMH opened on September 21, 1958. The age of the existing facility and related infrastructure, combined with a current terminal capacity of 10 million annual passengers and the need to prepare for the future, necessitates construction of a new terminal.

Contracts to engage an Architect/Engineer and other professional services for the Project were approved by the Board in 2022, with design services commencing in May 2022. Resolutions approving a contract with Hensel Phelps as the Construction Manager at Risk for the Project and prior GMP Amendments are as follows:

Resolution	Contract/Amendment	Amount
28-2023	Construction Manager at Risk Contract/Preconstruction Services	\$3,956,488.00
01-2024	GMP Amendment #1	\$250,269,691.00
11-2024	GMP Amendment #2	\$28,353,833.00
30-2024	GMP Amendment #3	\$149,009,402.00

GMP Amendment #4 includes funding for airside civil and terminal structure, airside civil work, terminal deep foundations, structural steel, and vertical building enclosure systems. The airside civil work consists of site electrical, wet utilities, grading, and demolition to prepare for the new terminal building pad. Terminal deep foundation work consists of deep foundations in the form of auger cast piles, below grade and slab on grade concrete, below grade waterproofing, and structural steel. The terminal vertical enclosure systems work includes glass and glazing, metal panels, and precast exterior walls. GMP Amendment #4 will bring the total Board authorization to \$790,485,838.00.

GMP Amendment #4 will be funded from CRAA Cash Reserves and/or Debt Services. Subsequent GMP amendments for additional phases of the Project will be submitted to the Board of Directors for approval.

-Continued-

ADOPTED BY THE BOARD OF DIRECTORS OF THE COLUMBUS REGIONAL AIRPORT AUTHORITY BY RESOLUTION NO. 34-2024 ON THE 27TH DAY OF AUGUST 2024.

X

By
Board Chair

X

Attest
Secretary to the Board



RESOLUTION 34-2024

CRAA values the importance of diversity and inclusion. As such, Hensel Phelps has targeted an overall Diversity Business Partner (DBP) participation of 25% during the construction phase of the Project and is currently projecting a 27.17% DBP participation through GMP #4.

CRAA staff recommends Board approval of Resolution 34-2024.