



MEETING OF THE
BOARD OF DIRECTORS



COLUMBUS
REGIONAL AIRPORT AUTHORITY

COLUMBUS REGIONAL AIRPORT AUTHORITY

February 27, 2024



Board Meeting Agenda

Tuesday, February 27, 2024 at 4:00 p.m.

CMH Boardroom

1. Welcome / Call to Order E. Kessler
2. Approval of January 24, 2024 & January 30, 2024 Meeting Minutes
3. Committee Reports
 - Air Service & Customer Experience F. Bertley
 - Business Development & Logistics E. Kessler
 - Human Resources K. Morrison
 - Facilities, Services & Innovation..... P. Chodak III
 - Finance & Audit J. Miller, Jr.
4. President & CEO Report J. Nardone
5. Resolutions
 - 03-2024 – FAA Reimbursement for Relocating Duct Bank
 - 04-2024 – Green Lot Expansion
 - 05-2024 – RGLP Cargo Campus Wetland Fill-In
 - 06-2024 – OHM Advisors Increase
 - 07-2024 – AVAAP Increase
 - 08-2024 – Kaiser Consulting Increase
 - 09-2024 – Hart On-Call Advertising
 - 10-2024 – Lunne Marketing On-Call Advertising
6. Terminal Update..... T. McCarthy
7. Public Comment
8. Other Business
9. Motion to Adjourn



MEETING OF THE CRAA BOARD OF DIRECTORS | MINUTES OF JANUARY 24, 2024

Board of Director Members Present: Elizabeth P. Kessler, Chair
 Jordan A. Miller Jr., Vice Chair
 Paul Chodak III – Virtual
 William R. Heifner
 Ramon Jones
 Kenny McDonald
 Karen J. Morrison – Virtual

Board of Director Members Absent: Frederic Bertley

CRAA Strategic Leadership Staff: Joseph R. Nardone, President & Chief Executive Officer
 Casey Denny, Chief Operations Officer
 Kristen Easterday, Director, Communications & Public Affairs
 Shannon Fitzpatrick, Chief People Officer
 Charlie Goodwin, Chief Business Development Officer
 Richard Jones, Director, Innovation & Technology
 Tom McCarthy, Chief Planning & Engineering Officer
 Fabio Spino, Chief Financial Officer

CALL TO ORDER

Chair Kessler called the meeting of the Columbus Regional Airport Authority Board of Directors to order at 2:35 p.m., Wednesday, January 24, 2024.

MINUTES

Chair Kessler asked if there were any changes to the minutes for the December 5, 2023 Board meeting. Hearing none, Miller moved for approval; Heifner seconded.

A roll call vote was taken to approve the December meeting minutes:

Board Member:	Meeting Minutes			
	Absent	Yea	Nay	Abstain
Frederic Bertley	X			
Paul Chodak III (arrived late)	X			
William R. Heifner		X		
Ramon Jones		X		
Elizabeth P. Kessler		X		
Kenny McDonald		X		
Jordan A. Miller, Jr.		X		
Karen J. Morrison		X		
Total	2	6	0	0



Motion to approve the December meeting minutes passed.

COMMITTEE REPORTS

Air Service & Customer Experience Committee:

In Bertley's absence, Jones reported that the Committee did not meet this month.

The Committee's next meeting is scheduled for April 24, 2024.

Business Development & Logistics Committee:

Kessler reported that the Committee did not meet this month.

The Committee's next meeting is scheduled for June 18, 2024.

Human Resources Committee:

Morrison reported that the Committee did not meet this month

The Committee's next meeting is scheduled for January 30, 2024.

Finance & Audit Committee:

Miller reported that the Committee met earlier that day, January 24, 2024, and discussed the following:

- Spino presented the 2023 year-end financials which showed that 2023 had the best financial results in the history of Columbus Airports.
- The Committee then went into Executive Session.

Airline partners in attendance at the Board meeting were introduced and Kenneth Gregg of Southwest Airlines and Derrick Denny of Delta Air Lines spoke to the Board in support of the New Terminal Project.

Resolutions

Review of one resolution, 02-2024. The resolution was later presented to the Board.

The Committee's next meeting is scheduled for February 21, 2024.

Facilities, Services & Innovation Committee:

Chodak reported that the Committee did not meet this month.

As part of the Committee report, McCarthy provided an update on the New Terminal Project.

The Committee's next meeting is scheduled for February 21, 2024.

EXECUTIVE SESSION

Chair Kessler moved that the Board go into Executive Session pursuant to Ohio Revised Code 4582.58(C) which permits the Board of Directors to discuss financial and proprietary information, including trade secrets, submitted to a port authority in connection with the relocation, location, expansion, improvement, or preservation of the business of an employer and such information is not public record subject to section 149.43 of the Ohio Revised Code. Miller seconded.



Roll call vote to move into Executive Session:

	Enter Executive Session			
Board Member:	Absent	Yea	Nay	Abstain
Frederic Bertley	X			
Paul Chodak III		X		
William R. Heifner		X		
Ramon Jones		X		
Elizabeth P. Kessler		X		
Kenny McDonald		X		
Jordan A. Miller, Jr.		X		
Karen J. Morrison		X		
Total	1	7	0	0
Time	3:11 p.m.			

The motion carried and Kessler requested that the public and staff leave the Boardroom and move into the lobby. The Board then entered into Executive Session.

At conclusion of the Executive Session, Kessler made a motion to reconvene business. Miller seconded.

Roll call vote to reconvene business:

	Reconvene Business			
Board Member:	Absent	Yea	Nay	Abstain
Frederic Bertley	X			
Paul Chodak III		X		
William R. Heifner		X		
Ramon Jones		X		
Elizabeth P. Kessler		X		
Kenny McDonald		X		
Jordan A. Miller, Jr.		X		
Karen J. Morrison		X		
Total	1	7	0	0
Time	4:06 p.m.			

The motion carried and the public session resumed.



FINANCING UPDATE

Spino invited Kevin McPeek of PFM Financial Advisors to speak to the Board.

PRESIDENT & CEO REPORT

Nardone did not provide a President & CEO Report at the January 24, 2024 meeting.

RESOLUTIONS

Prior to reading Resolution #01-2024, Heifner was recognized by Chair Kessler and read a statement regarding the New Terminal Project.

Resolution #01-2024 of the Columbus Regional Airport Authority authorizing an amendment to the Construction Manager at Risk contract with Hensel Phelps Construction Co. in the amount of \$250,269,691.00 for Guaranteed Maximum Price #1 related to the New Terminal Project at John Glenn Columbus International Airport.

MOVED: R. Jones;
YEA: 7 NAY: 0

SECONDED: K. McDonald
ABSTAIN: _____

A roll call vote was taken to approve Resolution #01-2024:

Board Member:	Resolution #01-2024			
	Absent	Yea	Nay	Abstain
Frederic Bertley	X			
Paul Chodak III		X		
William R. Heifner		X		
Ramon Jones		X		
Elizabeth P. Kessler		X		
Kenny McDonald		X		
Jordan A. Miller, Jr.		X		
Karen J. Morrison		X		
Total	1	7	0	0

Motion to approve Resolution #01-2024 passed.

Resolution #02-2024 of the Columbus Regional Airport Authority authorizing the issuance of subordinated airport revenue credit facility bonds of the authority in an aggregate principal amount not to exceed \$300,000,000.00, for the purpose of financing the costs of "Port Authority Facilities" within the meaning of section 4582.21 of the Ohio Revised Code; authorizing the execution and delivery of a subordinated obligations trust indenture and credit facility agreement; and authorizing the execution and delivery of other instruments, documents or agreements appropriate to the foregoing and related matters.

MOVED: J. Miller, Jr.;
YEA: 7 NAY: 0

SECONDED: K. McDonald
ABSTAIN: _____



A roll call vote was taken to approve Resolution #02-2024:

Board Member:	Resolution #02-2024			
	Absent	Yea	Nay	Abstain
Frederic Bertley	X			
Paul Chodak III		X		
William R. Heifner		X		
Ramon Jones		X		
Elizabeth P. Kessler		X		
Kenny McDonald		X		
Jordan A. Miller, Jr.		X		
Karen J. Morrison		X		
Total	1	7	0	0

Motion to approve Resolution #02-2024 passed.

OTHER BUSINESS / MOTION TO ADJOURN

With no further business brought before the Board, Kessler made a motion to adjourn; Miller seconded. Chair Kessler adjourned the meeting at 4:37 p.m. on Wednesday, January 24, 2024.

Respectfully submitted,

A handwritten signature in black ink that reads "Joseph R. Nardone". The signature is written in a cursive, flowing style.

Joseph R. Nardone
 Secretary
 JRN | cm



MEETING OF THE CRAA BOARD OF DIRECTORS | MINUTES OF JANUARY 30, 2024

Board of Director Members Present:	Jordan A. Miller Jr., Vice Chair (Acting Chair) Paul Chodak III – Virtual William R. Heifner Ramon Jones Kenny McDonald Karen J. Morrison – Virtual
Board of Director Members Absent:	Elizabeth P. Kessler, Chair Frederic Bertley Corrine M. Burger
CRAA Strategic Leadership Staff:	Joseph R. Nardone, President & Chief Executive Officer Casey Denny, Chief Operations Officer Kristen Easterday, Director, Communications & Public Affairs Shannon Fitzpatrick, Chief People Officer Charlie Goodwin, Chief Business Development Officer Richard Jones, Director, Innovation & Technology Tom McCarthy, Chief Planning & Engineering Officer Fabio Spino, Chief Financial Officer

CALL TO ORDER

Chair Miller called the meeting of the Columbus Regional Airport Authority Board of Directors to order at 4:00 p.m., Tuesday, January 30, 2024.

PUBLIC COMMENT

Miller introduced each of the public speakers and indicated that each speaker would have three minutes to address the Board of Directors regarding their business matter:

- Leland Bass
 - Representing: Creating Central Ohio Futures
 - Business matter: Pre-apprenticeship Program
- Dorsey Hager
 - Representing: Columbus Building Traders
 - Business matter: Community Benefit Agreement
- Jahaan Harris
 - Representing: IBEW 683
 - Business matter: Community Benefit Agreement
- Sara McEnergy Guice
 - Representing: National LECET, LIUNA
 - Business matter: New Airport Terminal Construction

COMMITTEE REPORTS

Human Resources Committee:

Morrison reported that the Committee met today, January 30, 2024, prior to the Board meeting and discussed the following:

- CRAA 2023 Pay for Performance Plan Results
- CRAA 2024 Proposed Performance Targets



The Committee's next meeting is scheduled for October 23, 2024.

DEI COUNCIL UPDATE

Miller introduced Floria Washington, Program Manager, Learning/Development, D&I who provided a Diversity, Equity & Inclusion update to the Board.

CUSTOMER EXPERIENCE UPDATE

Miller introduced Kristen Easterday, Director, Communications & Public Affairs and Angie Tabor, Senior Manager, Customer Experience & Marketing. Tabor provided a Customer Experience update to the Board.

PRESIDENT & CEO REPORT

Nardone provided brief remarks regarding the January 2024 President & CEO Report.

OTHER BUSINESS / MOTION TO ADJOURN

With no further business brought before the Board, Miller made a motion to adjourn; McDonald seconded. Miller adjourned the meeting at 4:39 p.m. on Tuesday, January 30, 2024.

Respectfully submitted,

A handwritten signature in black ink that reads "Joseph R. Nardone". The signature is written in a cursive style with a large, looping initial "J".

Joseph R. Nardone
Secretary
JRN | cm

CRAA Board | Finance & Audit Committee



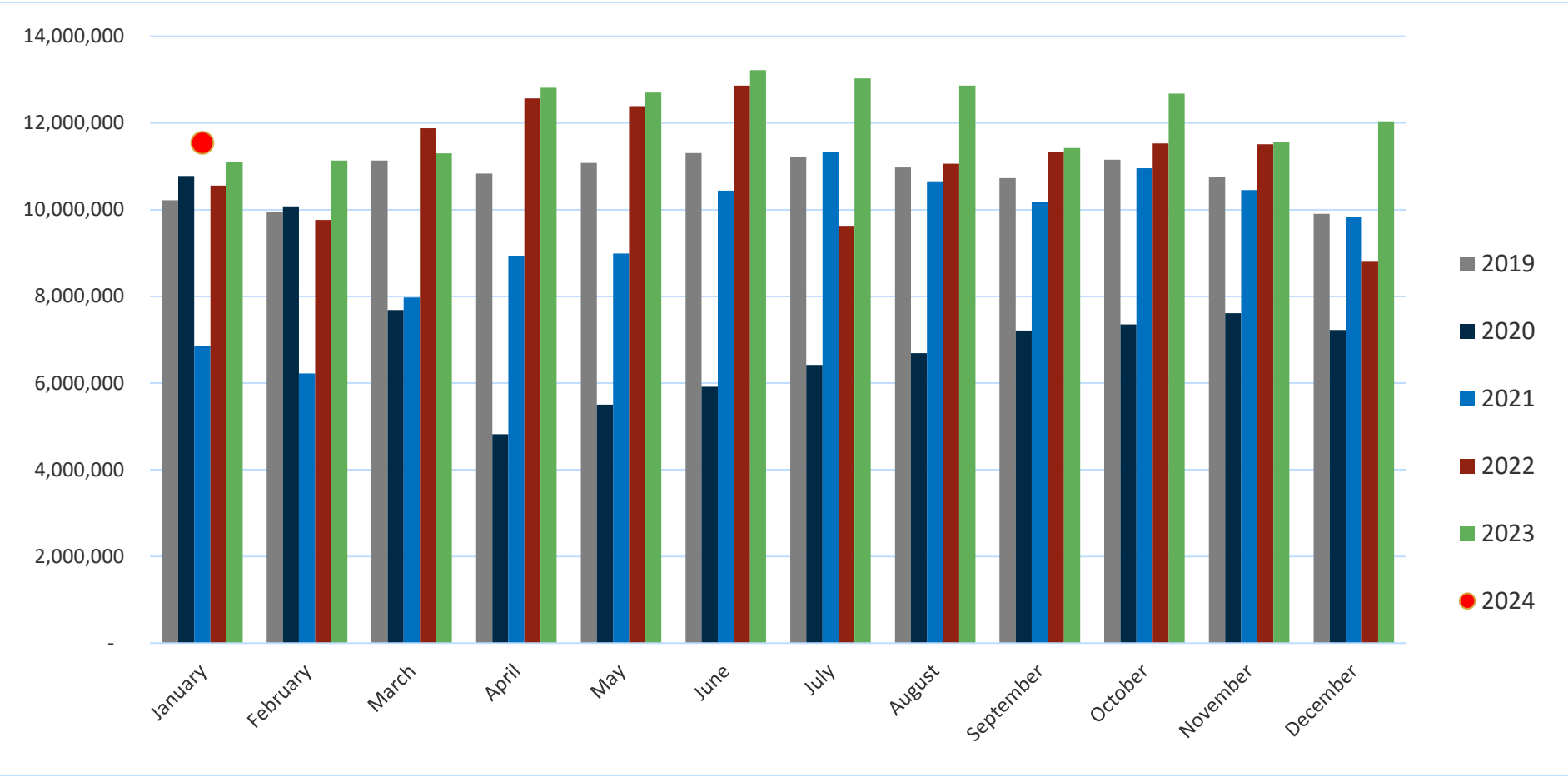
COLUMBUS
REGIONAL AIRPORT AUTHORITY

Fabio Spino
Chief Financial Officer
January 2024
Financial Presentation - Unaudited
February 21, 2024

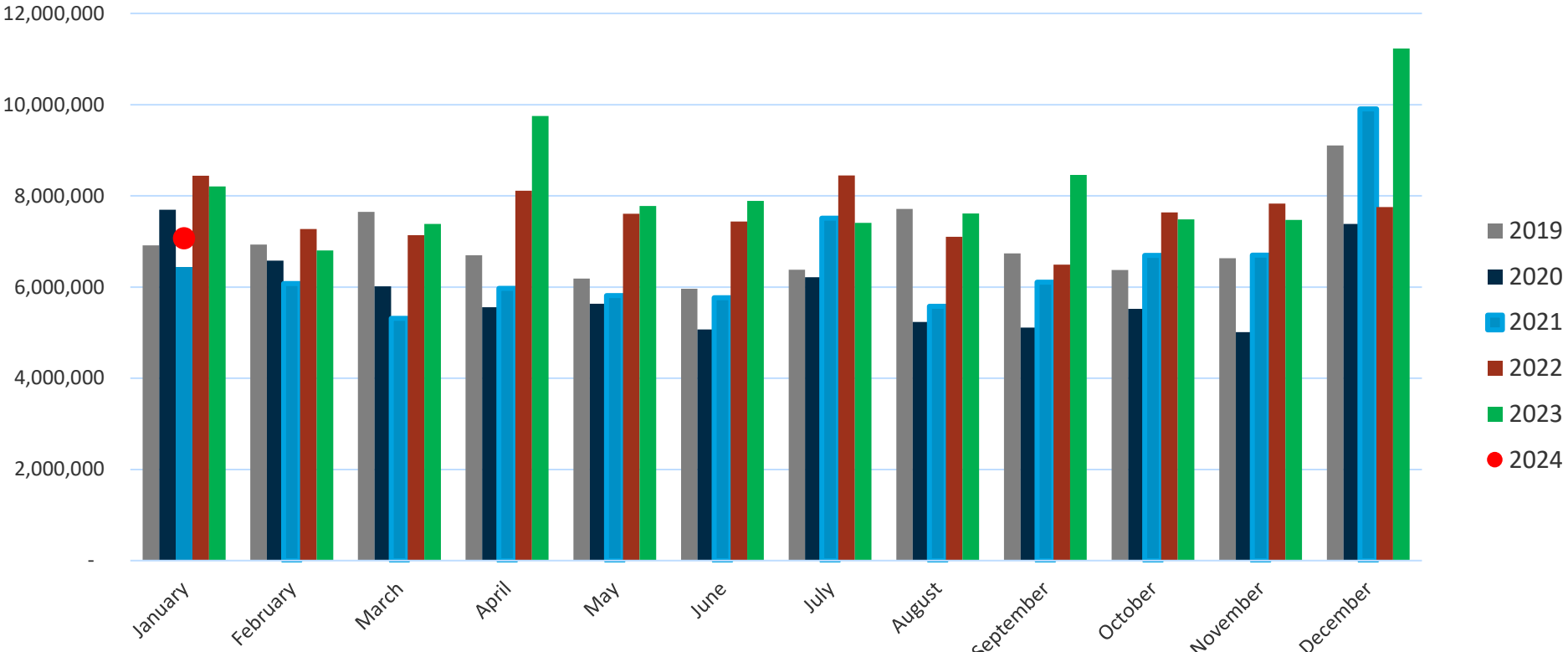
Activity Report: January 2024

Activity	FYTD	Budget	FYTD 2024	FYTD 2023	FYTD Budget
Revenue	4%	5%	\$ 11,539,743	\$ 11,107,579	\$ 11,031,604
Expenses	-14%	-21%	\$ 7,068,857	\$ 8,205,911	\$ 8,969,622
NOI (before Depreciation)	54%	117%	\$ 4,470,886	\$ 2,901,668	\$ 2,061,982
Food & Beverage (revenues)	16%	11%	\$ 275,564	\$ 237,789	\$ 249,208
Retail (revenues)	53%	0%	\$ 132,497	\$ 86,848	\$ 132,242
Hotel (revenues)	19%	8%	\$ 608,398	\$ 509,256	\$ 562,066
Parking Activity (Tickets Issued)	1%	N/A	73,711	73,071	N/A
Parking Activity (Revenues)	14%	12%	\$ 4,224,251	\$ 3,697,880	\$ 3,781,181
Ground Transportation (Revenues)	29%	29%	\$ 1,265,930	\$ 981,861	\$ 978,801
RAC Transaction Days	10%	-22%	100,196	91,320	128,567
Enplaned Passengers	4%	-3%	289,925	278,512	298,611
Landed Weight - CMH	4%	-3%	380,117,769	366,194,436	393,649,967
Landed Weight - LCK	-14%	-4%	49,231,727	57,117,705	51,040,356

Operating Revenue



Operating Expenses

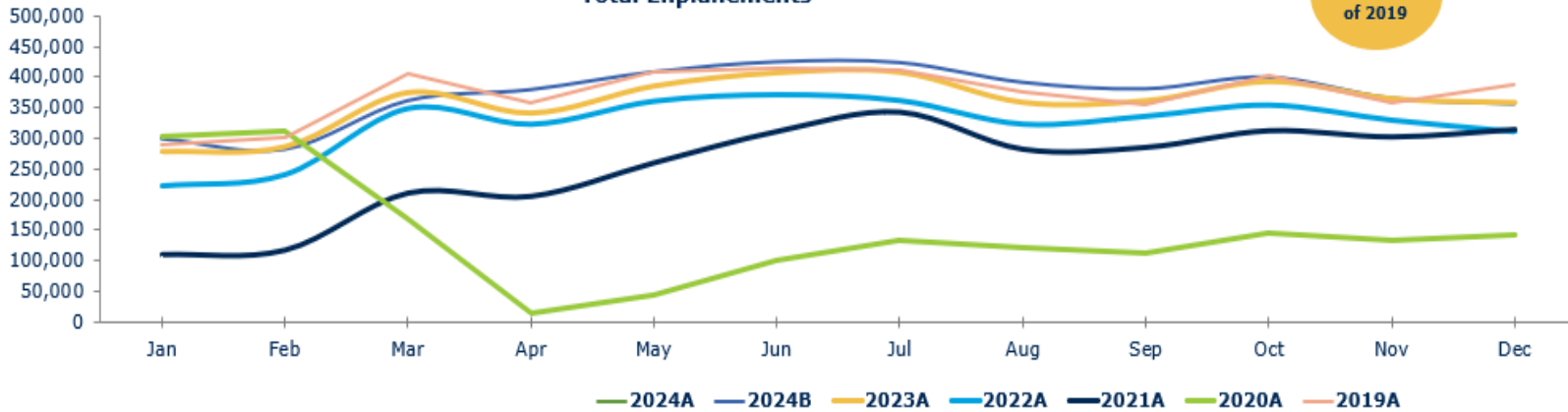


Enplaned Passengers CRAA January 2024

COLUMBUS REGIONAL AIRPORT AUTHORITY

For the Period Ending January 31, 2024

Total Enplanements



YTD
104.1%
of 2019

Year	Jan	Feb	Mar	Apr	May	Jun	Jul	Aug	Sep	Oct	Nov	Dec	Full year	YTD
2024A	289,925													289,925
2024B	298,611	280,856	361,536	379,915	409,507	426,157	424,972	392,218	381,335	400,888	365,799	356,254	4,478,048	4,478,048
2023A	278,512	286,572	375,452	341,808	386,223	408,111	408,843	359,283	362,080	393,736	365,465	358,927	4,325,012	4,325,012
2022A	222,186	240,471	347,495	321,887	359,205	369,711	360,214	322,065	334,910	352,962	328,493	310,012	3,869,611	3,869,611
2021A	111,275	118,453	210,938	205,662	259,913	310,756	342,122	281,943	285,019	312,057	302,002	313,940	3,054,080	3,054,080
2020A	304,148	312,941	168,934	14,073	44,882	99,030	134,108	122,658	112,642	144,926	133,589	141,025	1,732,956	1,732,956
2019A	289,819	300,752	405,545	357,710	407,261	415,156	411,979	375,560	354,900	403,173	358,786	388,231	4,468,872	4,468,872

The current month actual reflects a forecast for enplanement totals.

FYTD Actual to Budget January 2024

	Actual		Budget		
Revenue					
Aeronautical Revenue					
Passenger Airline	\$	2,758	\$	3,225	
Cargo Airline	\$	217	\$	217	
Other Aeronautical	\$	1,052	\$	1,136	
Non-Aeronautical Revenue					
Parking	\$	4,224	\$	3,781	
Ground Transportation	\$	1,266	\$	979	
Concessions	\$	607	\$	545	
Hotel	\$	608	\$	562	
Other Income	\$	807	\$	587	
Total Revenue	\$	11,540	\$	11,032	4.61%
Expenses					
Salaries Wages & Benefits	\$	3,857	\$	3,738	
Material & Supplies	\$	886	\$	697	
Purchase of Services	\$	2,312	\$	4,401	
Other Expenses	\$	-	\$	-	
Interest	\$	14	\$	133	
Total Operating Expenses	\$	7,069	\$	8,970	-21%
Net	\$	4,471	\$	2,062	117%

FYTD Comparison January 2024

	FYTD 2024 Actual	FYTD 2023 Actual	
Revenue			
Aeronautical Revenue			
Passenger Airline	\$ 2,758	\$ 3,302	
Cargo Airline	\$ 217	\$ 707	
Other Aeronautical	\$ 1,052	\$ 658	
Non-Aeronautical Revenue			
Parking	\$ 4,224	\$ 3,698	
Ground Transportation	\$ 1,266	\$ 982	
Concessions	\$ 607	\$ 798	
Hotel	\$ 608	\$ 509	
Other Income	\$ 807	\$ 454	
Total Revenue	\$ 11,540	\$ 11,107	4%
Expenses			
Salaries Wages & Benefits	\$ 3,857	\$ 3,291	
Material & Supplies	\$ 886	\$ 567	
Purchase of Services	\$ 2,312	\$ 4,277	
Other Expenses	\$ -	\$ 71	
Interest	\$ 14	\$ -	
Total Operating Expenses	\$ 7,069	\$ 8,206	-14%
Net	\$ 4,471	\$ 2,901	54%

Cash Position: January 2024

UNRESTRICTED FUNDS:

REVENUE FUND	\$	11,164,554
GENERAL PURPOSE FUND	\$	70,999,384
NEW TERMINAL RESERVE FUND	\$	175,000,000
OPERATING & MAINTENANCE FUND	\$	14,173,604
REPAIR & REPLACEMENT FUND	\$	1,000,000
HOTEL ESCROW FUND	\$	1,154,562
DEPOSIT FUND	\$	488,770
UNRESTRICTED TOTAL	\$	273,980,874

- **Days of Cash on Hand CMH & TZR Only Based on FYTD January 2024 Unaudited Actual Expenses:**
 - **401 days**, Excludes New Terminal Reserve Fund
 - **1,100 days**, Based on FYTD January 2024 Unaudited Actual Expenses (includes new terminal reserve funds)

Appendix A

**Financial Statements
January 31, 2024
Unaudited for Internal Purposes
Respectfully Submitted
Fabio Spino
Chief Financial Officer**

CRAA Operating Revenue & Expenses

For the Period Ending January 31, 2024
(\$ In Thousands)

REVENUE	2024				2023	
	ACTUAL	BUDGET	VARIANCE	%	ACTUAL	VARIANCE
Aeronautical Revenue						
Passenger Airline Revenue	\$2,758	\$3,225	(\$467)	-14.5%	\$3,302	(\$544)
Cargo Airline Revenue	217	217	(0)	-0.1%	707	(\$490)
Other Aeronautical Revenue	1,052	1,136	(84)	-7.4%	658	\$394
Total Aeronautical Revenue	4,027	4,578	(551)	-12.0%	4,667	(\$640)
Non-Aeronautical Revenue						
Parking Revenue	4,224	3,781	443	11.7%	3,698	\$526
Ground Transportation Revenue	1,266	979	287	29.3%	982	\$284
Concession Revenue	607	545	62	11.4%	798	(\$191)
Hotel Revenue	608	562	46	8.2%	509	\$99
Other Non-Aeronautical Revenue	807	587	221	37.6%	454	\$354
Total Non-Aeronautical Revenue	7,513	6,453	1,059	16.4%	6,440	\$1,072
	11,540	11,032	508	4.6%	11,107	433
EXPENSES						
Employee Wages & Benefits	3,857	3,738	(120)	-3.2%	3,291	567
Material & Supplies	886	697	(189)	-27.0%	567	319
Purchase of Services	2,312	4,401	2,090	47.5%	4,277	(1,965)
Other Expenses	0	0	0	-	71	(71)
Interest Expense	14	133	119	89.5%	0	14
	7,069	8,970	1,901	21.2%	8,206	(1,137)
OPERATING INCOME BEFORE DEPR.						
	\$4,471	\$2,062	\$2,409	116.8%	\$2,901	1,570

MANAGEMENT COMMENTS

CURRENT YEAR BUDGET VARIANCE:

REVENUE

Total Operating Revenue has an favorable budget variance of \$508.

PASSENGER AIRLINE - (\$467)

The unfavorable variance is due to activity not performing to anticipated budget.

PARKING - \$443

The favorable variance is driven by higher volume of passengers using the overall parking facilities.

GROUND TRANSPORTATION - \$287

The favorable variance is due to higher than budgeted transactions for TNC's.

OTHER NON-AERONAUTICAL - \$221

The favorable variance is due to higher than budgeted rental income.

EXPENSES

Total Operating Expenses have a favorable budget variance of \$1,901.

EMPLOYEE WAGES & BENEFITS - (\$120)

The unfavorable variance is due to higher wages compared to budget based on weather events.

MATERIALS & SUPPLIES - (\$189)

The unfavorable variance is due to an increase in supplies, fuel, and FBO ground fuel.

PURCHASE OF SERVICES - \$2,090

The favorable variance is due to the timing of spend for miscellaneous services, advertising & marketing, professional services, software maintenance, staff development & training, equipment maintenance and rental, and lower than planned spend for contract labor.

INTEREST EXPENSES - \$119

The favorable variance is due to lower interest recorded versus the budget.

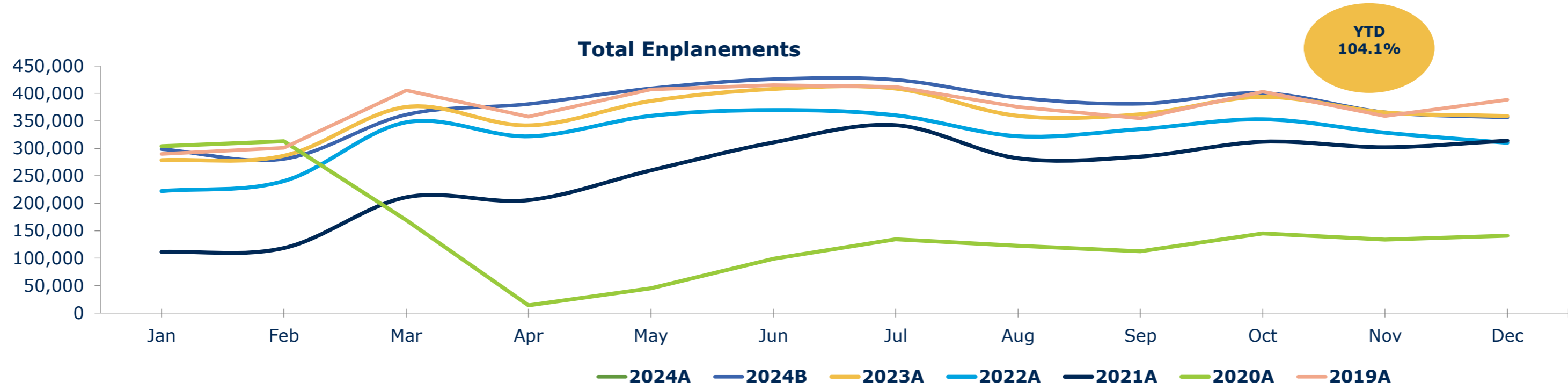
ACTUAL CURRENT YEAR VS. PRIOR YEAR

2024 Revenue exceeded 2023 Revenue by \$433 and 2024 Expenses were lower than 2023 Expenses by \$1,137.

An increase in the number of enplanements from prior year as well as increased parking activities and revenues and reduced overall operating expenses.

COLUMBUS REGIONAL AIRPORT AUTHORITY

For the Period Ending January 31, 2024



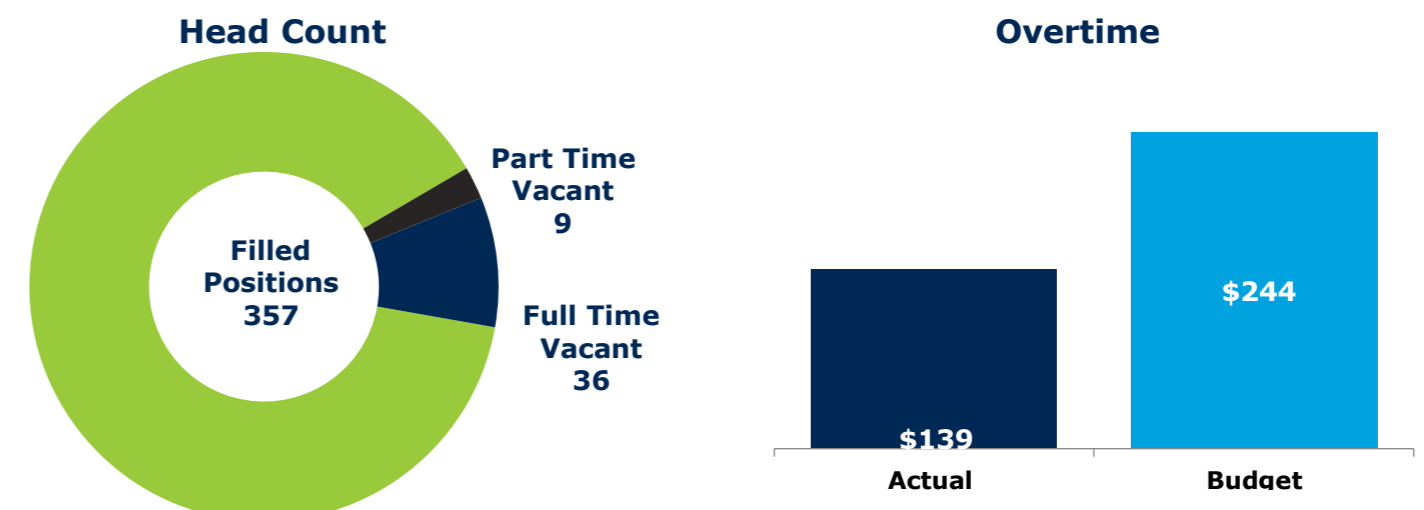
Year	Jan	Feb	Mar	Apr	May	Jun	Jul	Aug	Sep	Oct	Nov	Dec	Full year	YTD
2024A	289,925													289,925
2024B	298,528	280,777	361,415	380,707	409,305	425,950	424,745	392,090	381,217	400,764	365,698	356,148	4,477,344	4,477,344
2023A	278,512	286,572	375,452	341,808	386,223	408,111	408,843	359,283	362,080	393,736	365,465	358,927	4,325,012	4,325,012
2022A	222,186	240,471	347,495	321,887	359,205	369,711	360,214	322,065	334,910	352,962	328,493	310,012	3,869,611	3,869,611
2021A	111,275	118,453	210,938	205,662	259,913	310,756	342,122	281,943	285,019	312,057	302,002	313,940	3,054,080	3,054,080
2020A	304,148	312,941	168,934	14,073	44,882	99,030	134,108	122,658	112,642	144,926	133,589	141,025	1,732,956	1,732,956
2019A	289,819	300,752	405,545	357,710	407,261	415,156	411,979	375,560	354,900	403,173	358,786	388,231	4,468,872	4,468,872

The current month actual reflects a forecast for enplanement totals.

UTILITY COSTS



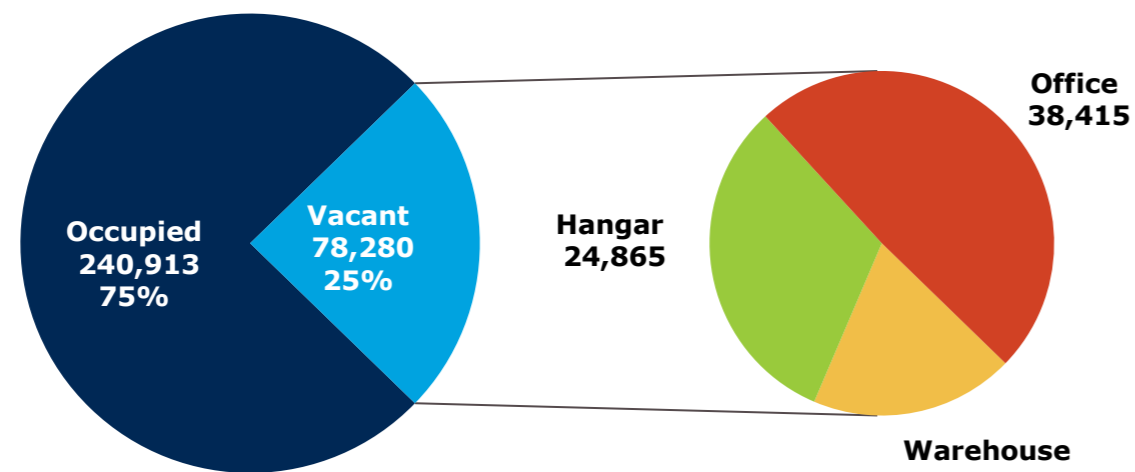
CRAA SALARIES & WAGES



Reported through pay period ending 12/23/23

CMH LEASABLE BUILDINGS

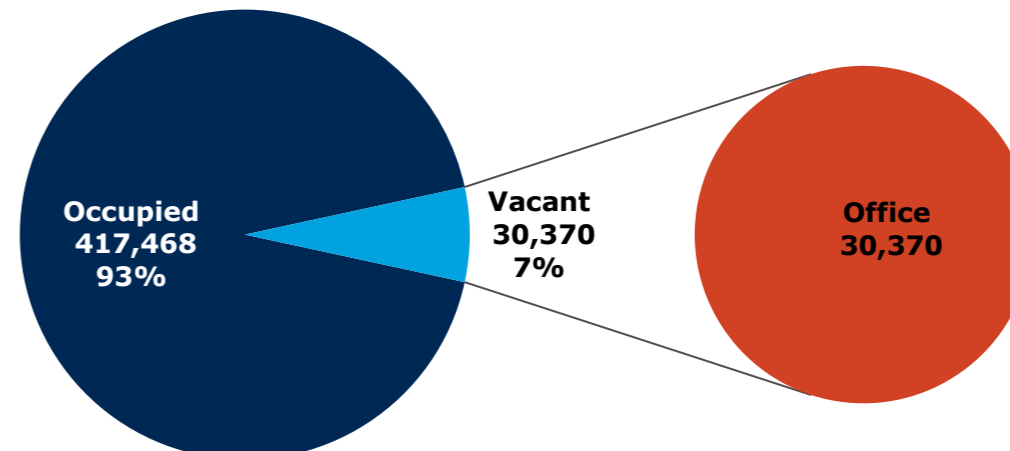
Occupied & Vacant Square Feet



Includes only those buildings in a current leasable state.

LCK LEASABLE BUILDINGS

Occupied & Vacant Square Feet

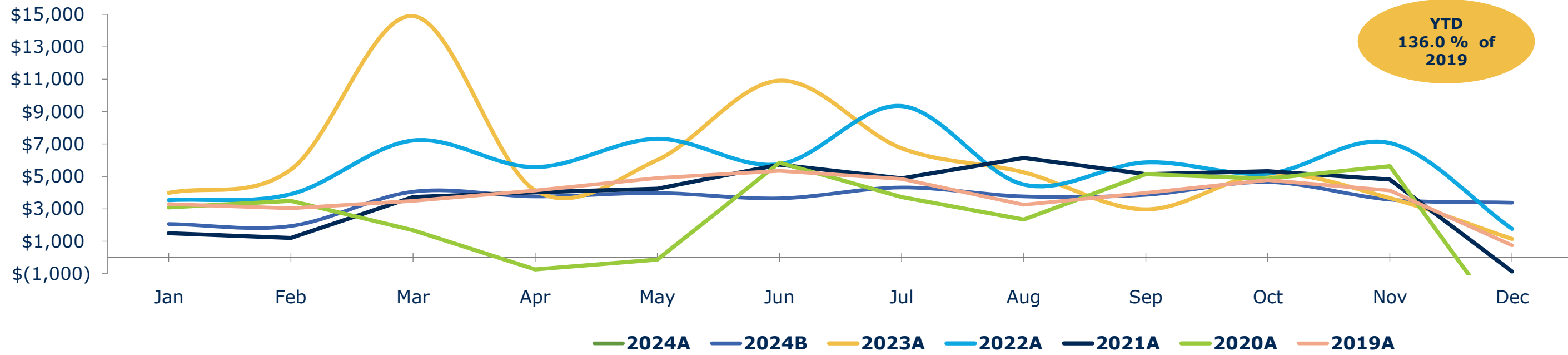


Includes only those buildings in a current leasable state.

COLUMBUS REGIONAL AIRPORT AUTHORITY

For the Period Ending January 31, 2024
(\$ In Thousands)

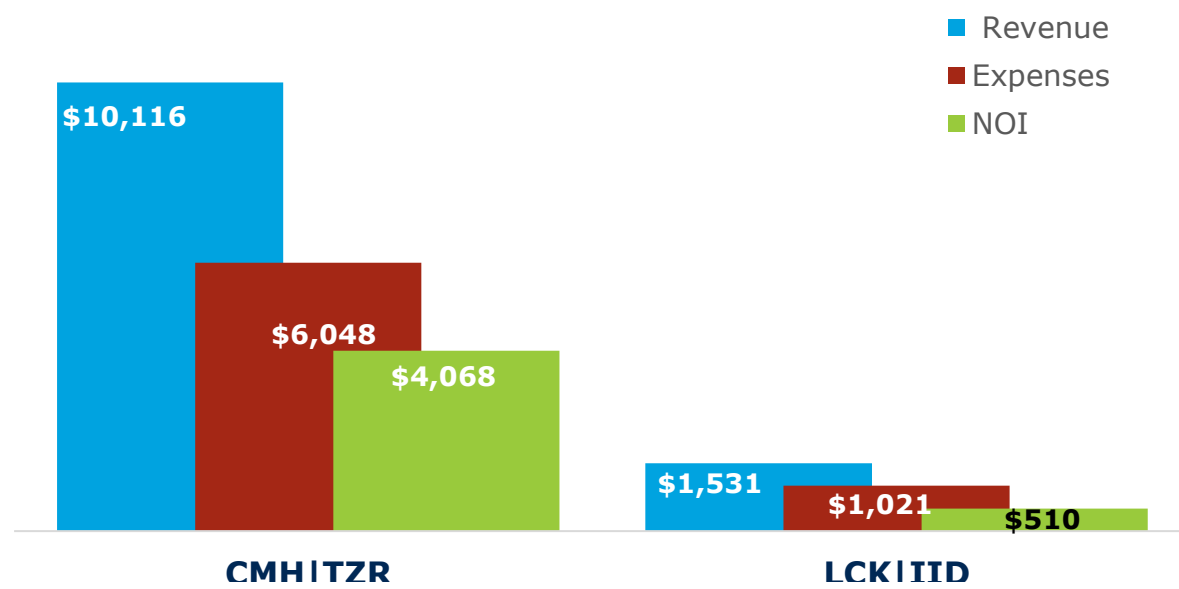
CRAA OPERATING INCOME



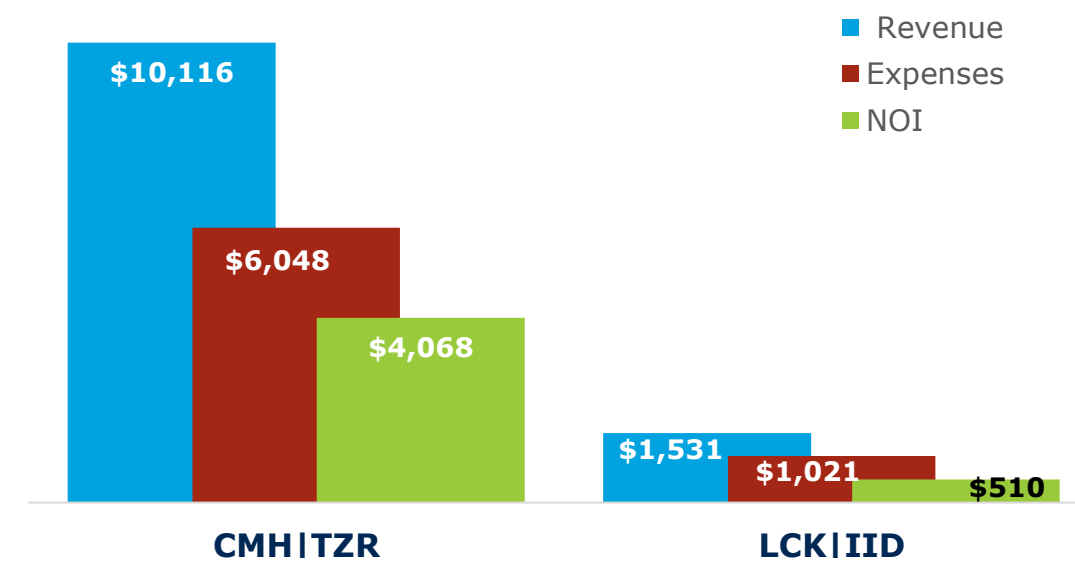
Year	Jan	Feb	Mar	Apr	May	Jun	Jul	Aug	Sep	Oct	Nov	Dec	Full year	YTD
2024A	\$ 4,471													\$ 4,471
2024B	\$ 2,062	\$ 1,939	\$ 4,057	\$ 3,766	\$ 3,976	\$ 3,646	\$ 4,318	\$ 3,767	\$ 3,865	\$ 4,653	\$ 3,568	\$ 3,380	\$ 42,996	\$ 42,996
2023A	\$ 3,985	\$ 5,419	\$ 14,899	\$ 4,143	\$ 6,010	\$ 10,905	\$ 6,739	\$ 5,251	\$ 2,965	\$ 5,161	\$ 3,663	\$ 1,138	\$ 70,278	\$ 70,278
2022A	\$ 3,536	\$ 3,907	\$ 7,219	\$ 5,575	\$ 7,317	\$ 5,754	\$ 9,343	\$ 4,502	\$ 5,865	\$ 5,179	\$ 7,058	\$ 1,762	\$ 67,016	\$ 67,017
2021A	\$ 1,492	\$ 1,203	\$ 3,722	\$ 4,026	\$ 4,234	\$ 5,733	\$ 4,888	\$ 6,140	\$ 5,130	\$ 5,321	\$ 4,816	\$ (869)	\$ 45,836	\$ 45,836
2020A	\$ 3,085	\$ 3,495	\$ 1,669	\$ (736)	\$ (130)	\$ 5,845	\$ 3,722	\$ 2,332	\$ 5,130	\$ 4,860	\$ 5,628	\$ (4,746)	\$ 30,154	\$ 30,154
2019A	\$ 3,288	\$ 3,036	\$ 3,485	\$ 4,137	\$ 4,896	\$ 5,342	\$ 4,851	\$ 3,259	\$ 3,987	\$ 4,778	\$ 4,125	\$ 744	\$ 45,928	\$ 45,928

NET OPERATING INCOME BY BUSINESS UNIT

Current Month



Year to Date





COLUMBUS
REGIONAL AIRPORT AUTHORITY



President and CEO

REPORT

FEBRUARY 2024

TOP TAKEAWAYS

1

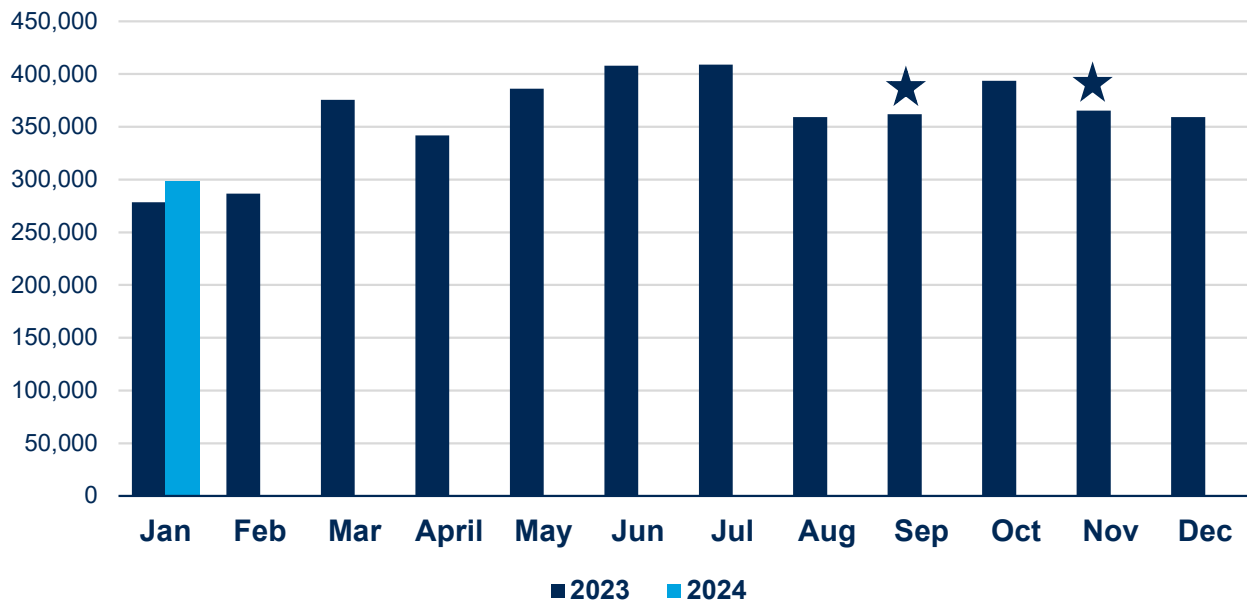
Frontier announces nonstop service to CMH from Philadelphia

2

CMHNext.com provides up-to-date information on the new terminal project

PASSENGER AIR SERVICE

Enplanements by month for CMH + LCK (passengers)



★ = record-breaking month

Travel trends

January's departing passenger levels were up 6% year-over-year.

Demand for travel increased more recently, with 46,000 passengers traveling Presidents' Day weekend (February 15-18). This increased activity is expected to continue through mid-April at the end of the spring break period.

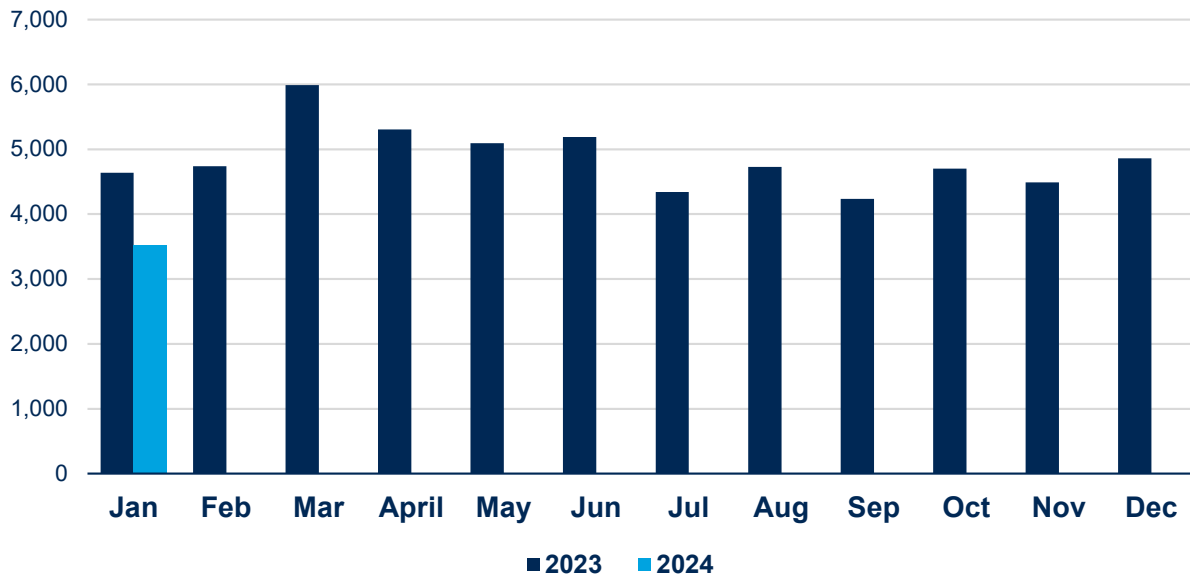
More to Philly

Frontier Airlines announced the launch of new flights to Philadelphia. The flights will operate on Mondays, Wednesdays, and Fridays beginning May 22.

American Airlines also increased service to Philadelphia for the summer. With this new added service to Philadelphia by both airlines, the number of seats departing CMH to Philadelphia are up 73% year-over-year in June and July.

AIR CARGO SERVICE

Cargo volume by month for LCK (metric tons)



Cargo activity

- January cargo volume was down 23.9% from the year prior
- January cargo operations were down 14.3% from the year prior

With FedEx and UPS both addressing overcapacity conditions and a reduced flight schedule with international carriers, Rickenbacker and other airports relying on all-cargo aircraft operators are feeling the downside effects. Despite the reduced activity, Rickenbacker's aircraft servicing operations are managing the downturn and remain financially positive as ad hoc charters and transient tech-stops continue. Staff continues to engage airline and freight forwarding partners in pursuit of new or expanded service opportunities.

Foreign Trade Zone

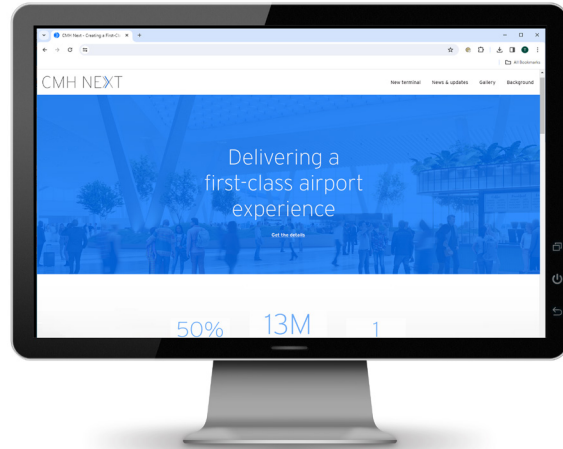
The National Association of Foreign Trade Zones (NAFTZ) Board of Directors unanimously voted to honor Angie Atwood posthumously with a Lifetime Achievement Award and established a scholarship in her name. Atwood, CRAA's Foreign Trade Zone's Program Manager, unexpectedly passed away in late 2023. She had served both CRAA and previously the Rickenbacker Port Authority for nearly 30 years. An industry expert in foreign trade zone administration and an asset and friend to many in economic development circles in Central Ohio, Atwood served on NAFTZ's Board in various capacities. In 2020, she was named NAFTZ's first recipient of the Homer A. Maxey Advocacy Award, given for extraordinary work in advocacy on behalf of FTZs.

Charlie Goodwin, Chief Business Development Officer, and Bryan Schreiber, Manager of Air Cargo Business Development, joined Atwood's family at the award ceremony in her honor in Washington D.C. this month.

MARKETING

CMHNext.com serves as official source of terminal construction information and news, including latest renderings

Launched on February 7, CMHNext.com provides important information on the status and progress of the terminal while highlighting new enhancements to the passenger experience. New renderings available on the site reflect progress made at the completion of the 60% design development phase and plans continue to be refined. The images include proposed views of the ticketing lobby, security checkpoint, central marketplace, and concourse.



EMPLOYEE NEWS

Black History Month at CRAA

CRAA's Black History Month committee planned fun, educational, and engaging events throughout February focusing on this year's theme of African Americans and the Arts. Highlights included artwork by local Black artists, musical performances, a lunch and program featuring the talents of CRAA's employees, a storyteller, a bakeoff, and more. The committee is also collecting donations for NNEMAP Food Pantry to commemorate the month and demonstrate CRAA's commitment to being a trusted community partner.



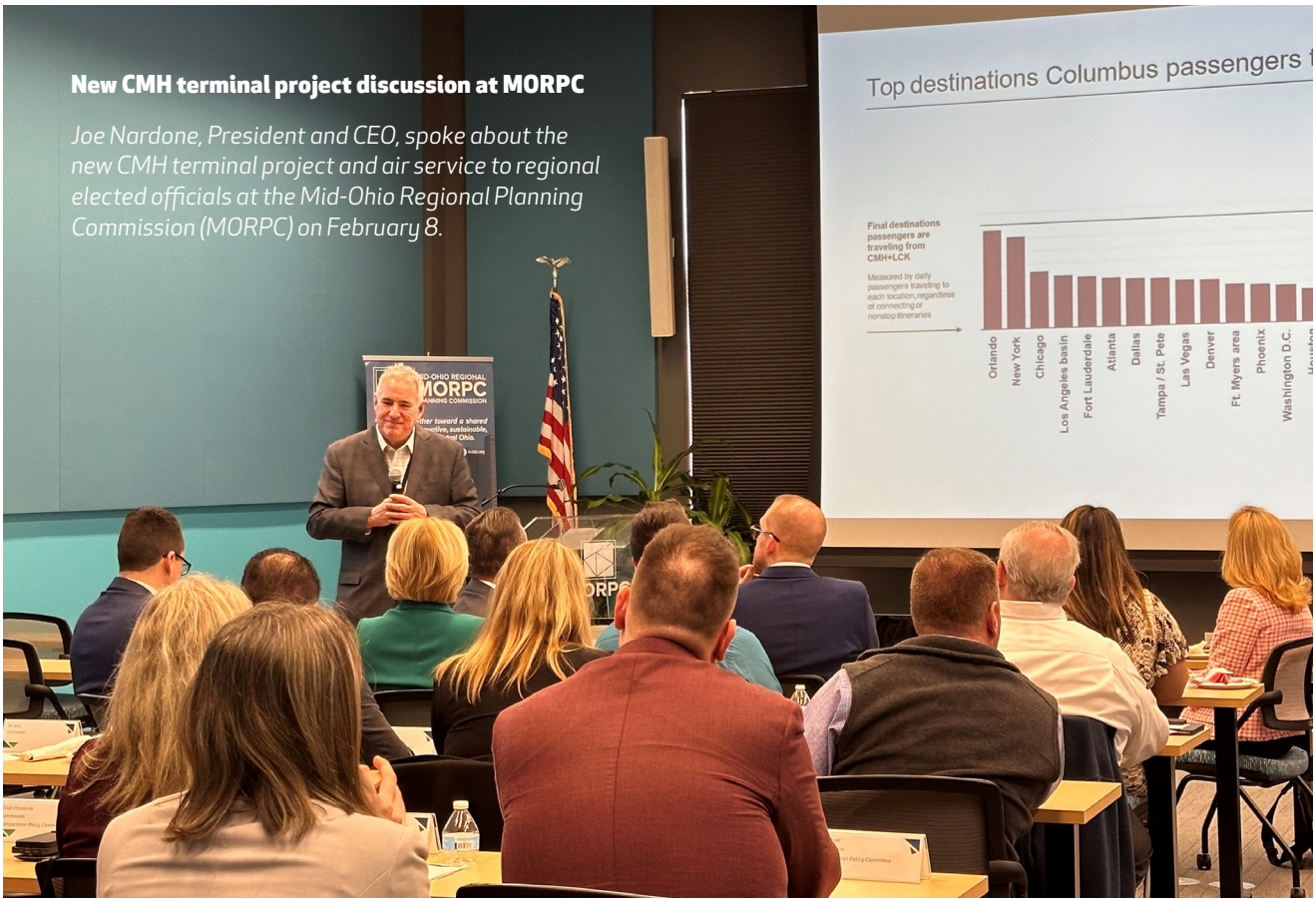
K9 retires

Explosives detection K9 Gaia retired from CRAA after eight years of service. She will now live as a pet with her handler, Officer Chris Hardwick (pictured here with Ronald Gray, Chief of Police and Public Safety Director).



New CMH terminal project discussion at MORPC

Joe Nardone, President and CEO, spoke about the new CMH terminal project and air service to regional elected officials at the Mid-Ohio Regional Planning Commission (MORPC) on February 8.



Bank of America delivered a check to celebrate CRAA closing on a \$300 million line of credit, the financial cornerstone to the new terminal.



Monthly Statistics Report

Report compiled from self-reported airline statistics

January 2024



COLUMBUS
REGIONAL AIRPORT AUTHORITY

JOHN GLENN COLUMBUS INTERNATIONAL AIRPORT

January 2024

2/27/2024

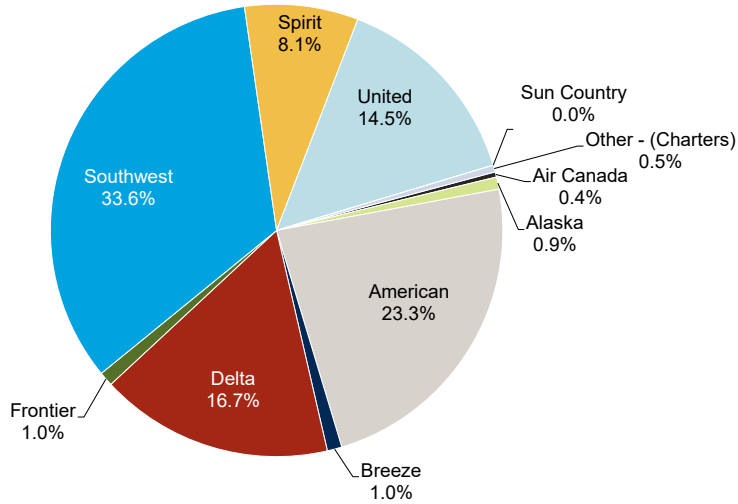
PASSENGERS	Total Passengers - Monthly							Total Passengers - Year to Date								
	Totals	Compared to 2023 (YOY)				Compared to 2019			Totals	Compared to 2023 (YOY)				Compared to 2019		
	Jan 2024	Jan 2023	Actual Change	Percent Change	Jan 2019	Actual Change	Percent Change	YTD 2024	YTD 2023	Actual Change	Percent Change	YTD 2019	Actual Change	Percent Change		
Airline																
Air Canada Express	2,199	2,004	195	9.7%	4,382	-2,183	-49.8%	2,199	2,004	195	9.7%	4,382	-2,183	-49.8%		
Alaska	5,122	6,269	-1,147	-18.3%	-	5,122	-	5,122	6,269	-1,147	-18.3%	-	5,122	-		
American	136,500	129,717	6,783	5.2%	136,635	-135	-0.1%	136,500	129,717	6,783	5.2%	136,635	-135	-0.1%		
Breeze	6,151	862	5,289	613.6%	-	6,151	-	6,151	862	5,289	613.6%	-	6,151	-		
Delta	97,930	93,847	4,083	4.4%	116,805	-18,875	-16.2%	97,930	93,847	4,083	4.4%	116,805	-18,875	-16.2%		
Frontier	6,006	4,186	1,820	43.5%	6,680	-674	-10.1%	6,006	4,186	1,820	43.5%	6,680	-674	-10.1%		
Southwest	197,234	182,656	14,578	8.0%	206,028	-8,794	-4.3%	197,234	182,656	14,578	8.0%	206,028	-8,794	-4.3%		
Spirit	47,637	42,057	5,580	13.3%	35,643	11,994	33.7%	47,637	42,057	5,580	13.3%	35,643	11,994	33.7%		
Sun Country	40	-	40	-	-	40	-	40	-	40	-	-	40	-		
United	85,046	83,470	1,576	1.9%	71,180	13,866	19.5%	85,046	83,470	1,576	1.9%	71,180	13,866	19.5%		
AIRLINES TOTALS	583,865	545,068	38,797	7.1%	577,353	6,512	1.1%	583,865	545,068	38,797	7.1%	577,353	6,512	1.1%		
CHARTER TOTALS	2,834	999	1,835	183.7%	3,351	-517	-15.4%	2,834	999	1,835	183.7%	3,351	-517	-15.4%		
AIRPORT TOTALS	586,699	546,067	40,632	7.4%	580,704	5,995	1.0%	586,699	546,067	40,632	7.4%	580,704	5,995	1.0%		
CARGO	Total Cargo (Freight and Mail) - Monthly							Total Cargo (Freight and Mail) - Year-to-Date								
	Totals	Compared to 2023 (YOY)				Compared to 2019			Totals	Compared to 2023 (YOY)				Compared to 2019		
	Jan 2024	Jan 2023	Actual Change	Percent Change	Jan 2019	Actual Change	Percent Change	YTD 2024	YTD 2023	Actual Change	Percent Change	YTD 2019	Actual Change	Percent Change		
Airline																
Alaska	5,012	25,077	-20,065	-80.0%	-	5,012	-	5,012	25,077	-20,065	-80.0%	-	5,012	-		
American	25,974	48,249	-22,275	-46.2%	163,328	-137,354	-84.1%	25,974	48,249	-22,275	-46.2%	163,328	-137,354	-84.1%		
Delta	158,576	-	158,576	-	180,543	-21,967	-12.2%	158,576	-	158,576	-	180,543	-21,967	-12.2%		
Southwest	425,616	397,832	27,784	7.0%	460,510	-34,894	-7.6%	425,616	397,832	27,784	7.0%	460,510	-34,894	-7.6%		
United	88,847	84,304	4,543	5.4%	115,881	-27,034	-23.3%	88,847	84,304	4,543	5.4%	115,881	-27,034	-23.3%		
AIRLINES TOTALS	704,025	555,462	148,563	26.7%	920,262	-216,237	-23.5%	704,025	555,462	148,563	26.7%	920,262	-216,237	-23.5%		
CARGO AIRLINES TOTALS	14,733	2,479	12,254	494.3%	6,926	7,807	112.7%	14,733	2,479	12,254	494.3%	6,926	7,807	112.7%		
AIRPORT TOTALS	718,758	557,941	160,817	28.8%	927,188	-208,430	-22.5%	718,758	557,941	160,817	28.8%	927,188	-208,430	-22.5%		
AIRCRAFT OPERATIONS	Actual Landing Operations - Monthly							Actual Landing Operations - Year to Date								
	Totals	Compared to 2023 (YOY)				Compared to 2019			Totals	Compared to 2023 (YOY)				Compared to 2019		
	Jan 2024	Jan 2023	Actual Change	Percent Change	Jan 2019	Actual Change	Percent Change	YTD 2024	YTD 2023	Actual Change	Percent Change	YTD 2019	Actual Change	Percent Change		
Airline																
Air Canada Express	27	28	-1	-3.6%	100	-73	-73.0%	27	28	-1	-3.6%	100	-73	-73.0%		
Alaska	19	24	-5	-20.8%	-	19	-	19	24	-5	-20.8%	-	19	-		
American	946	991	-45	-4.5%	1,205	-259	-21.5%	946	991	-45	-4.5%	1,205	-259	-21.5%		
Breeze	39	5	34	680.0%	-	39	-	39	5	34	680.0%	-	39	-		
Delta	573	625	-52	-8.3%	810	-237	-29.3%	573	625	-52	-8.3%	810	-237	-29.3%		
Frontier	23	15	8	53.3%	25	-2	-8.0%	23	15	8	53.3%	25	-2	-8.0%		
Southwest	950	877	73	8.3%	956	-6	-0.6%	950	877	73	8.3%	956	-6	-0.6%		
Spirit	169	164	5	3.0%	140	29	20.7%	169	164	5	3.0%	140	29	20.7%		
Sun Country	1	-	1	-	-	1	-	1	-	1	-	-	1	-		
United	534	537	-3	-0.6%	600	-66	-11.0%	534	537	-3	-0.6%	600	-66	-11.0%		
AIRLINES TOTALS	3,281	3,266	15	0.5%	3,836	-555	-14.5%	3,281	3,266	15	0.5%	3,836	-555	-14.5%		
CHARTER TOTALS	94	94	0	0.0%	103	-9	-8.7%	94	94	0	0.0%	103	-9	-8.7%		
CARGO AIRLINES TOTALS	11	15	-4	-26.7%	12	-1	-8.3%	11	15	-4	-26.7%	12	-1	-8.3%		
AIRPORT TOTALS	3,386	3,375	11	0.3%	3,951	-565	-14.3%	3,386	3,375	11	0.3%	3,951	-565	-14.3%		

Notes: Due to the COVID-19 pandemic that has impacted traffic since 1Q2020, 2019 data is noted here for baseline comparisons

JOHN GLENN COLUMBUS INTERNATIONAL AIRPORT

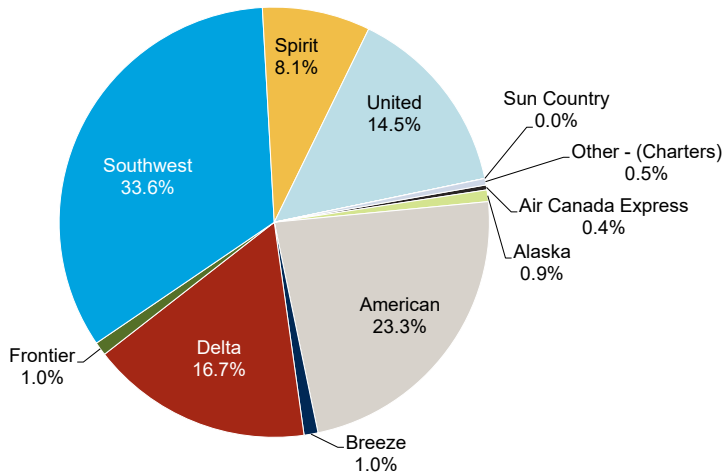
January 2024

Monthly by Passengers



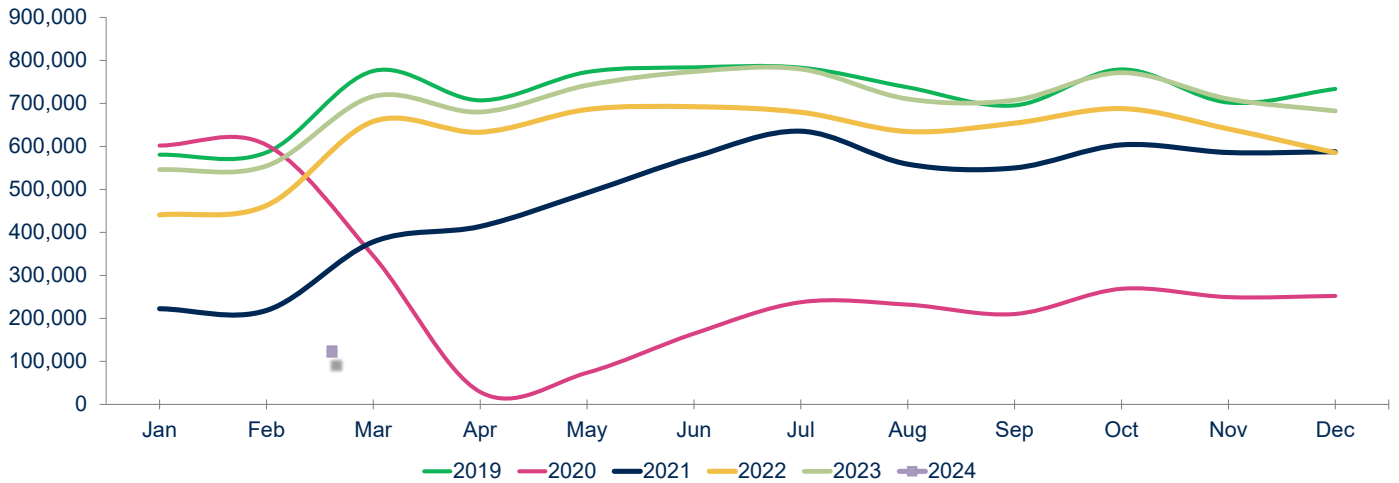
Notes:
Figures may not add up to 100% due to rounding

Year to Date by Passengers



Notes:
Figures may not add up to 100% due to rounding

Total Passengers



Year	Jan	Feb	Mar	Apr	May	Jun	Jul	Aug	Sep	Oct	Nov	Dec	Total	Growth
2019	580,704	586,025	775,533	707,185	772,991	783,831	783,122	737,440	695,409	779,088	702,070	733,710	8,637,108	6.1%
2020	602,022	603,467	345,418	28,943	73,769	164,700	237,756	232,096	210,233	268,914	249,522	252,287	3,269,127	-62.2%
2021	222,576	218,588	378,159	413,942	492,089	575,626	635,429	558,762	550,019	603,585	585,811	587,736	5,822,322	78.1%
2022	440,753	462,587	658,147	633,049	685,860	692,343	679,423	634,576	654,190	688,029	640,716	585,358	7,455,031	28.0%
2023	546,067	554,621	716,305	680,078	742,202	774,109	779,878	710,356	707,689	771,458	710,325	682,523	8,375,611	12.3%
2024	586,699												586,699	

24 vs 23
24 vs. 19

7.4%
1.0%

YE Peak Month
YE Lowest Month

RICKENBACKER INTERNATIONAL AIRPORT

January 2024

2/27/2024

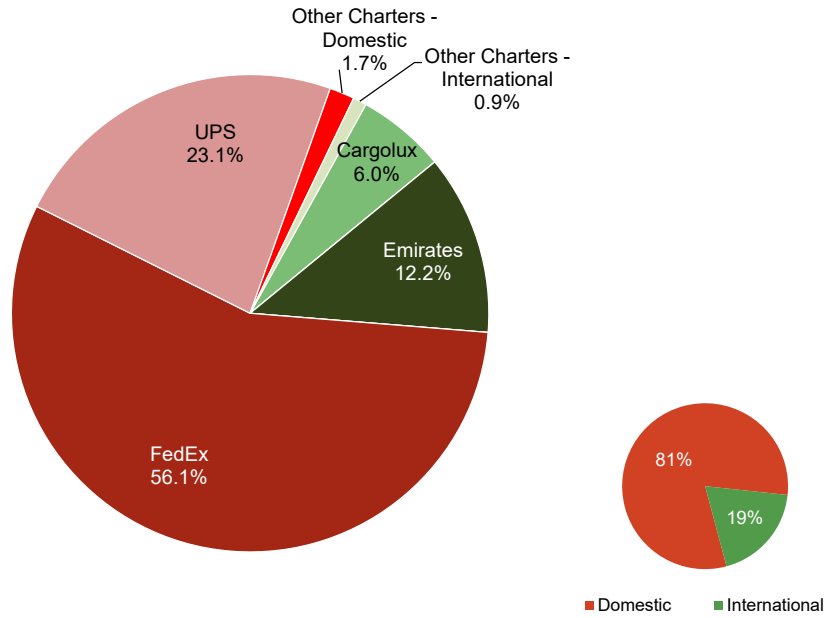
PASSENGERS	Total Passengers - Monthly							Total Passengers - Year to Date								
	Totals		Compared to 2023 (YOY)			Compared to 2019			Totals		Compared to 2023 (YOY)			Compared to 2019		
	Jan 2024	Jan 2023	Actual Change	Percent Change	Jan 2019	Actual Change	Percent Change	YTD 2024	YTD 2023	Actual Change	Percent Change	YTD 2019	Actual Change	Percent Change		
Airline																
Allegiant Air	16,967	16,473	494	3.0%	12,401	4,566	36.8%	16,967	16,473	494	3.0%	12,401	228,489	36.8%		
Miami Air	-	-	-	-	775	-775	-100.0%	-	-	-	-	775	775	-100.0%		
Sun Country	-	-	-	-	-	-	-	-	-	-	-	-	151	-		
Other Charters	-	-	-	-	793	-793	-100.0%	-	-	-	-	793	1,922	-100.0%		
AIRPORT TOTALS	16,967	16,473	494	3.0%	13,969	2,998	21.5%	16,967	16,473	494	3.0%	13,969	2,998	21.5%		
CARGO	Total Cargo (Freight and Mail) - Monthly							Total Cargo (Freight and Mail) - Year-To-Date								
	Totals		Compared to 2023 (YOY)			Compared to 2019			Totals		Compared to 2023 (YOY)			Compared to 2019		
	Jan 2024	Jan 2023	Actual Change	Percent Change	Jan 2019	Actual Change	Percent Change	YTD 2024	YTD 2023	Actual Change	Percent Change	YTD 2019	Actual Change	Percent Change		
Airline																
AirBridgeCargo	-	-	-	-	743,339	-743,339	-100.0%	-	-	-	-	743,339	-743,339	-100.0%		
Asiana	-	-	-	-	-	-	-	-	-	-	-	-	-	-		
Cargolux	468,197	1,670,845	-1,202,648	-72.0%	4,090,926	-3,622,729	-88.8%	468,197	1,670,845	-1,202,648	-72.0%	4,090,926	-3,622,729	-88.6%		
Cathay Pacific	-	150,664	-150,664	-100.0%	1,961,146	-1,961,146	-100.0%	-	150,664	-150,664	-100.0%	1,961,146	-1,961,146	-100.0%		
China Airlines	-	-	-	-	1,301,204	-1,301,204	-100.0%	-	-	-	-	1,301,204	-1,301,204	-100.0%		
Emirates	949,610	647,553	302,057	46.6%	2,547,448	-1,597,838	-62.7%	949,610	647,553	302,057	46.6%	2,547,448	-1,597,838	-62.7%		
Etihad	-	-	-	-	2,497,511	-2,497,511	-100.0%	-	-	-	-	2,497,511	-2,497,511	-100.0%		
FedEx	4,365,297	5,411,805	-1,046,508	-19.3%	7,412,995	-3,047,698	-41.1%	4,365,297	5,411,805	-1,046,508	-19.3%	7,412,995	-3,047,698	-41.1%		
Korean Air	-	-	-	-	2,089,785	-2,089,785	-100.0%	-	-	-	-	2,089,785	-2,089,785	-100.0%		
UPS	1,793,815	1,753,877	39,938	2.3%	19,849	1,773,966	8937.3%	1,793,815	1,753,877	39,938	2.3%	19,849	1,773,966	8937.3%		
Other Cargo Charters - Domestic	131,367	30,815	100,552	326.3%	3,216,887	-3,085,520	-95.9%	131,367	30,815	100,552	326.3%	3,216,887	-3,085,520	-95.9%		
Other Cargo Charters - International	71,347	559,707	-488,360	-87.3%	71,347	-	-	71,347	559,707	-488,360	-87.3%	71,347	-	-		
AIRPORT TOTALS	7,779,633	10,225,266	-2,445,633	-23.9%	25,881,090	-18,101,457	-69.9%	7,779,633	10,225,266	-2,445,633	-23.9%	25,881,090	-18,101,457	-69.9%		
TOTAL DOMESTIC																
6,290,479 7,196,497 -906,018 -12.6% 10,649,731 -4,359,252 -40.9%																
TOTAL INTERNATIONAL																
1,489,154 3,028,769 -1,539,615 -50.8% 15,231,359 -13,742,205 -90.2%																
AIRPORT TOTALS	7,779,633	10,225,266	-2,445,633	-23.9%	25,881,090	-18,101,457	-69.9%	7,779,633	10,225,266	-2,445,633	-23.9%	25,881,090	-18,101,457	-69.9%		
AIRCRAFT OPERATIONS	Actual Landing Operations - Monthly							Actual Landing Operations - Year to Date								
	Totals		Compared to 2023 (YOY)			Compared to 2019			Totals		Compared to 2023 (YOY)			Compared to 2019		
	Jan 2024	Jan 2023	Actual Change	Percent Change	Jan 2019	Actual Change	Percent Change	YTD 2024	YTD 2023	Actual Change	Percent Change	YTD 2019	Actual Change	Percent Change		
Airline																
Allegiant Air	57	55	2	3.6%	41	16	39.0%	57	55	2	3.6%	41	16	39.0%		
Miami Air	-	-	-	-	6	-6	-100.0%	-	-	-	-	6	-6	-100.0%		
Sun Country	-	-	-	-	-	-	-	-	-	-	-	-	-	-		
Other Charters	-	-	-	-	4	-4	-100.0%	-	-	-	-	4	-4	-100.0%		
PASSENGER OPERATIONS TOTALS	57	55	2	3.6%	51	6	11.8%	57	55	2	3.6%	51	6	11.8%		
AirBridgeCargo	-	-	-	-	2	-2	-100.0%	-	-	-	-	2	-2	-100.0%		
Asiana	-	-	-	-	-	-	-	-	-	-	-	-	-	-		
Cargolux	4	9	-5	-55.6%	17	-13	-76.5%	4	9	-5	-55.6%	17	-13	-76.5%		
Cathay Pacific	-	5	-5	-100.0%	16	-16	-100.0%	-	5	-5	-100.0%	16	-16	-100.0%		
China Airlines	-	-	-	-	9	-9	-100.0%	-	-	-	-	9	-9	-100.0%		
Emirates	5	4	1	25.0%	14	-9	-64.3%	5	4	1	25.0%	14	-9	-64.3%		
Etihad	-	-	-	-	11	-11	-100.0%	-	-	-	-	11	-11	-100.0%		
FedEx	98	126	-28	-22.2%	142	-44	-31.0%	98	126	-28	-22.2%	142	-44	-31.0%		
Korean Air	-	-	-	-	-	-	-	-	-	-	-	-	-	-		
UPS	26	25	1	4.0%	43	-17	-39.5%	26	25	1	4.0%	43	-17	-39.5%		
Other Cargo Charters - Domestic	98	95	3	3.2%	51	47	92.2%	98	95	3	3.2%	51	47	92.2%		
Other Cargo Charters - International	3	9	-6	-66.7%	16	-13	-81.3%	3	9	-6	-66.7%	16	-13	-81.3%		
CARGO OPERATIONS TOTALS	234	273	-39	-14.3%	321	-87	-27.1%	234	273	-39	-14.3%	321	-87	-27.1%		
AIRPORT TOTALS	291	328	-37	-11.3%	372	-81	-21.8%	291	328	-37	-11.3%	372	-81	-21.8%		

Notes: Due to the COVID-19 pandemic that has impacted traffic since 10/2020, 2019 data is noted here for baseline comparisons

RICKENBACKER INTERNATIONAL AIRPORT

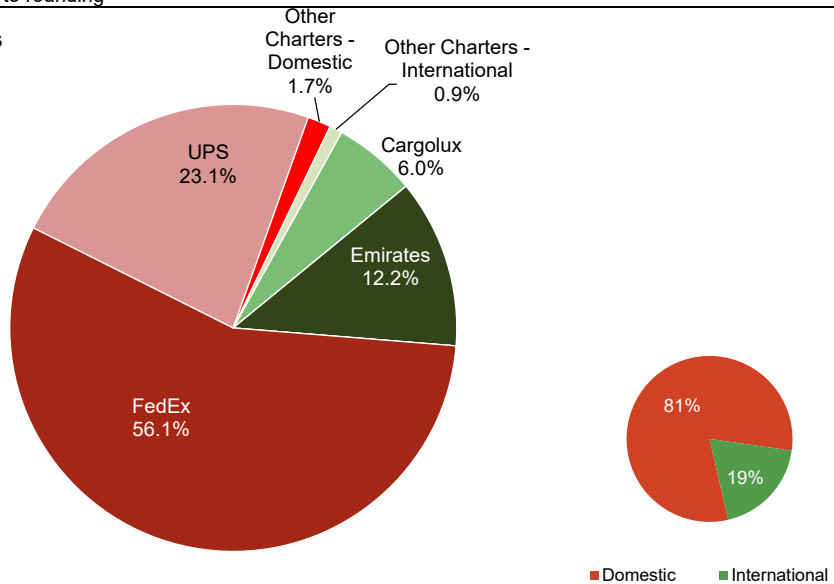
January 2024

Monthly Cargo by Weights



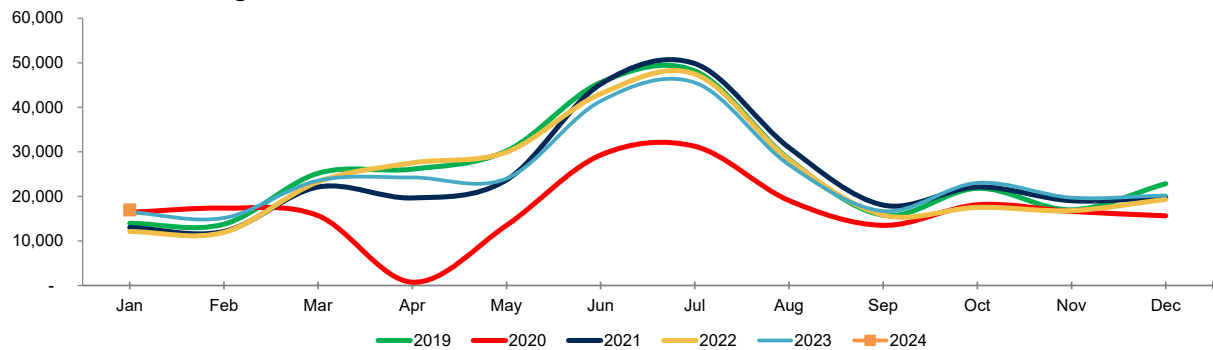
Note: Figures may not add up to 100% due to rounding

Year to Date Cargo by Weights



Note: Figures may not add up to 100% due to rounding

Total Passengers



Year	Jan	Feb	Mar	Apr	May	Jun	Jul	Aug	Sep	Oct	Nov	Dec	Total	Growth
2019	13,969	13,763	25,190	26,115	30,201	45,570	48,160	28,369	15,796	21,818	16,981	22,848	308,780	0.5%
2020	16,408	17,366	15,678	739	13,491	29,284	31,242	19,071	13,498	18,123	16,623	15,637	207,160	-32.9%
2021	13,016	12,126	22,110	19,655	23,696	45,199	49,810	30,952	18,048	22,114	19,829	295,584	42.7%	
2022	12,115	11,934	23,272	27,520	29,943	43,038	47,481	28,193	15,821	17,543	16,804	19,336	293,000	-0.9%
2023	16,473	15,164	23,560	24,245	24,012	41,404	45,545	27,087	16,703	23,031	19,726	20,209	297,159	1.4%
2024	16,967												16,967	

24 vs 23

3.0%

YE Peak Month

24 vs. 19

21.5%

YE Lowest Month

COMBINED AIRPORTS TRAFFIC REPORT

January 2024

2/27/2024

PASSENGERS	Total Passengers - Monthly							Total Passengers - Year to Date						
	Compared to 2023 (YOY)				Compared to 2019			Compared to 2023 (YOY)				Compared to 2019		
	Jan 2024	Jan 2023	Actual Change	Percent Change	Jan 2019	Actual Change	Percent Change	YTD 2024	YTD 2023	Actual Change	Percent Change	YTD 2019	Actual Change	Percent Change
Airports														
John Glenn International	586,699	546,067	40,632	7.4%	580,704	5,995	1.0%	586,699	546,067	40,632	7.4%	580,704	5,995	1.0%
Rickenbacker International	16,967	16,473	494	3.0%	13,969	2,998	21.5%	16,967	16,473	494	3.0%	13,969	2,998	21.5%
AIRPORT TOTALS	603,666	562,540	41,126	7.3%	594,673	8,993	1.5%	603,666	562,540	41,126	7.3%	594,673	8,993	1.5%
CARGO	Total Cargo (Freight and Mail) - Monthly							Total Cargo (Freight and Mail) - Year-To-Date						
	Compared to 2023 (YOY)				Compared to 2019			Compared to 2023 (YOY)				Compared to 2019		
	Jan 2024	Jan 2023	Actual Change	Percent Change	Jan 2019	Actual Change	Percent Change	YTD 2024	YTD 2023	Actual Change	Percent Change	YTD 2019	Actual Change	Percent Change
Airports														
John Glenn International	718,758	557,941	160,817	28.8%	927,188	-208,430	-22.5%	718,758	557,941	160,817	28.8%	927,188	-208,430	-22.5%
Rickenbacker International	7,779,633	10,225,266	-2,445,633	-23.9%	25,881,090	-18,101,457	-69.9%	7,779,633	10,225,266	-2,445,633	-23.9%	25,881,090	-18,101,457	-69.9%
AIRPORT TOTALS	8,498,391	10,783,207	-2,284,816	-21.2%	26,808,278	-18,309,887	-68.3%	8,498,391	10,783,207	-2,284,816	-21.2%	26,808,278	-18,309,887	-68.3%
AIRCRAFT OPERATIONS	Actual Landing Operations - Monthly							Actual Landing Operations - Year to Date						
	Compared to 2023 (YOY)				Compared to 2019			Compared to 2023 (YOY)				Compared to 2019		
	Jan 2024	Jan 2023	Actual Change	Percent Change	Jan 2019	Actual Change	Percent Change	YTD 2024	YTD 2023	Actual Change	Percent Change	YTD 2019	Actual Change	Percent Change
Airports														
John Glenn International	3,386	3,375	11	0.3%	3,951	-565	-14.3%	3,386	3,375	11	0.3%	3,951	-565	-14.3%
Rickenbacker International	291	328	-37	-11.3%	372	-81	-21.8%	291	328	-37	-11.3%	372	-81	-21.8%
AIRPORT TOTALS	3,677	3,703	-26	-0.7%	4,323	-646	-14.9%	3,677	3,703	-26	-0.7%	4,323	-646	-14.9%

Notes: Due to the COVID-19 pandemic that has impacted traffic since 10/2020, 2019 data is noted here for baseline comparisons



RESOLUTION 03-2024

A RESOLUTION AUTHORIZING FUNDING IN THE AMOUNT OF \$340,019.06 TO THE REIMBURSABLE AGREEMENT WITH THE FEDERAL AVIATION ADMINISTRATION (FAA) FOR EXPENSES RELATED TO RELOCATING THE FAA COMMUNICATION DUCT BANK.

RESOLVED, To authorize funding in the amount of \$340,019.06 to the Reimbursable Agreement with the Federal Aviation Administration (FAA) for expenses associated with providing design review and on-site FAA representation during construction related to relocating the FAA communication duct bank as part of Project #22067, Utility Corridor Phase 2 at John Glenn Columbus International Airport.

Background: The new terminal's site boundaries impact various FAA National Air Space (NAS) facilities currently housed in an existing communication duct bank. The FAA will provide services, including review of the proposed design and the presence of an on-site FAA representative during construction. Construction is anticipated to take place in 2024 and 2025.

With this Resolution, the total authorized contract amount for this reimbursable agreement will be \$340,019.06, funded from Debt Service/CRAA Reserves. Project #22067, Utility Corridor Phase 2 at John Glenn International Airport, is included in the 2024 Capital Budget.

CRAA staff recommends Board approval of Resolution 03-2024.

ADOPTED BY THE BOARD OF DIRECTORS OF THE COLUMBUS REGIONAL AIRPORT AUTHORITY BY RESOLUTION NO. 03-2024 ON THE 27TH DAY OF FEBRUARY 2024.

X

By
Board Chair

X

Attest
Secretary to the Board



RESOLUTION 04-2024

A RESOLUTION AUTHORIZING A CONSTRUCTION CONTRACT WITH NELCORE CONSTRUCTION COMPANY, LLC, IN THE AMOUNT OF \$443,000.00 FOR PROJECT #21023, GREEN LOT EXPANSION

RESOLVED, To authorize a construction contract in the amount of \$443,000.00 with Nelcore Construction Company, LLC (Nelcore) for Project #21023, Green Lot Expansion.

Background: Employee parking is currently located in the Blue Lot east of the existing Cell Phone Lot. This parking is required to be relocated from its current location to the West portion of the Green Lot to allow continuation of the new terminal's enabling projects. This initiative includes six (6) new bus shelters, concrete repairs and curb extensions at the entry/exit plaza, electrical and communication infrastructure upgrades, and parking lot striping. This project was competitively bid in January 2024, and bids were received on February 8, 2024.

The engineer's estimate for construction is \$407,863.00 for the base bid. The following responsive and responsible bids were received:

Company	Base Bid
Nelcore Construction Company, LLC	\$443,000.00
Miles-McClellan Construction	\$447,000.00

The total contract amount is \$443,000.00 and will be funded from Debt Service/CRAA Reserves. Project #21023, Green Lot Expansion, is currently budgeted in the 2024 Capital Budget.

The Diversity Business Partner (DBP) goal for this project is 15%. Nelcore has committed to 25% DBP participation and has identified Architectural Concrete Solutions, Inc. as their DBP partner.

CRAA staff recommends Board approval of Resolution 04-2024.

ADOPTED BY THE BOARD OF DIRECTORS OF THE COLUMBUS REGIONAL AIRPORT AUTHORITY BY RESOLUTION NO. 04-2024 ON THE 27TH DAY OF FEBRUARY 2024.

X

 By
 Board Chair

X

 Attest
 Secretary to the Board



RESOLUTION 05-2024

A RESOLUTION AUTHORIZING A CONSTRUCTION CONTRACT WITH MILLER BROS. CONST., INC. IN THE AMOUNT OF \$475,570.55 FOR PROJECT #19023, RGLP CARGO CAMPUS WETLAND FILL-IN.

RESOLVED, To authorize a construction contract in the amount of \$475,570.55 with Miller Bros. Const., Inc. (Miller) for Project #19023, RGLP Cargo Campus Wetland Fill-In at Rickenbacker International Airport.

Background: RGLP Cargo Campus Wetland Fill-In is identified as one of the enabling projects in the master development agreement with Prologis (previously known as DRCS, LLC), requiring the Columbus Regional Airport Authority (CRAA) to provide base and development infrastructure consistent with the development master plan. CRAA selected American Structurepoint for the engineering design, bid documents, and construction phase services associated with the project. The scope of work for RGLP Cargo Campus Wetland Fill-In consists of excavation, embankment, drainage, clearing and grubbing, seeding, mulching, and erosion control.

The engineer's estimate for construction is \$750,000.00. The following responsive and responsible bids were received on December 14, 2023:

COMPANY	Base Bid
Miller	\$475,570.55
Trucco	\$667,214.50
Mark Schaffer	\$739,719.50
V3 Construction	\$814,500.00
Shelly and Sands	\$820,802.02

The total contract amount is \$475,570.55. Project #19023, RGLP Cargo Campus Wetland Fill-In at Rickenbacker International Airport is included in the 2024 Capital Budget.

The Diversity Business Partner (DBP) goal for this project is 12.9%. Miller has committed to a 12.9% DBP participation and has selected John K. Loehner and VSG Trucking, LLC as their DBP partners.

CRAA staff recommends Board approval of Resolution 05-2024.

ADOPTED BY THE BOARD OF DIRECTORS OF THE COLUMBUS REGIONAL AIRPORT AUTHORITY BY RESOLUTION NO. 05-2024 ON THE 27TH DAY OF FEBRUARY 2024.

X

By
Board Chair

X

Attest
Secretary to the Board



RESOLUTION 06-2024

A RESOLUTION AUTHORIZING AN INCREASE IN THE AMOUNT OF \$335,000.00 TO THE PROFESSIONAL SERVICES AGREEMENT WITH ORCHARD, HILTZ & MCCLIMENT INC. FOR ON-CALL ARCHITECTURAL SERVICES.

RESOLVED, To authorize an increase in the amount of \$335,000.00 to the Professional Services Agreement with Orchard, Hiltz & McCliment Inc. (OHM Advisors) for on-call architectural services for projects included in the Capital Improvement Plan at John Glenn Columbus International, Rickenbacker International, and Bolton Field Airports.

Background: Pursuant to a Request for Qualifications issued October 8, 2018, CRAA selected OHM Advisors through the required qualifications-based selection process as one of three qualified firms to provide on-call architectural services, including construction administration, to support a variety of moderate sized projects.

Previous Task Orders included architectural services for Project #19018, Airfield Maintenance High-Bay Expansion at John Glenn International Airport, including environmental studies, storm water site improvement design, cost estimates, and construction documents. Additional task orders for updated site and structure design, including final bidding and construction documents, will finalize the Airfield Maintenance Expansion project design phase.

Project #19018, Airfield Maintenance High-Bay Expansion is currently included in the 2024 Capital Budget.

CRAA values the importance of diversity and inclusion and previously established a Diversity Business Partner (DBP) participation goal of approximately 18% for task orders associated with this Agreement.

CRAA staff recommends Board approval of Resolution 06-2024.

ADOPTED BY THE BOARD OF DIRECTORS OF THE COLUMBUS REGIONAL AIRPORT AUTHORITY BY RESOLUTION NO. 06-2024 ON THE 27TH DAY OF FEBRUARY 2024.

X

By
Board Chair

X

Attest
Secretary to the Board



RESOLUTION 07-2024

A RESOLUTION AUTHORIZING AN INCREASE IN THE AMOUNT OF \$400,000.00 TO THE PROFESSIONAL SERVICES AGREEMENT WITH AVAAP USA LLC.

RESOLVED, To authorize an increase in the amount of \$400,000.00 to the Professional Services Agreement with Avaap USA LLC., (AVAAP) for post go-live implementation support services related to the Columbus Regional Airport Authority's (CRAA) new Enterprise Resource Planning (ERP) application, Project #20030.

Background: The Workday ERP Financial (FINS) Wave 2 Implementation Project commenced in October 2022 and went operationally live in November 2023. This system replaced many applications near the end of their lifecycle and improved CRAA's capabilities in alignment with our digital transformation strategic plan. Resolution 09-2022 authorized an agreement in the amount of \$6,695,423.00 with Workday Inc. for licenses and professional services related to the ERP Project. An additional \$3,300,000.00 was authorized by Resolution 14-2022 for AVAAP to provide implementation services for the Workday ERP Project.

This resolution will increase the authorization amount for the AVAAP agreement to \$3,700,000.00 CRAA will leverage unused capital funds, previously approved for Workday professional services, to now be provided by AVAAP. AVAAP is an identified Certified Delivery Partner of Workday Inc. Post go-live implementation support will be for additional design, configuration, and data conversions to accommodate CRAA needs.

Project #20030, Enterprise Resource Planning, is currently included in the 2024 Capital Budget.

CRAA staff recommends Board approval of Resolution 07-2024.

ADOPTED BY THE BOARD OF DIRECTORS OF THE COLUMBUS REGIONAL AIRPORT AUTHORITY BY RESOLUTION NO. 07-2024 ON THE 27TH DAY OF FEBRUARY 2024.

X

By
Board Chair

X

Attest
Secretary to the Board



RESOLUTION 08-2024

A RESOLUTION AUTHORIZING AN INCREASE IN THE AMOUNT OF \$300,000.00 TO THE PROFESSIONAL SERVICES AGREEMENT WITH KAISER CONSULTING, LLC.

RESOLVED, To authorize an increase in the amount of \$300,000.00 to the Professional Services Agreement with Kaiser Consulting, LLC (Kaiser Consulting) for Accounting & Finance staff augmentation services during the annual audit process and Workday Enterprise Resource Planning (ERP) Project stabilization.

Background: The Workday ERP Financial (FINS) Wave 2 Implementation Project (Project) commenced in October 2022 and went operationally live in November 2023. The Project scope included Procurement, Inventory, Capital Projects, General Ledger, Accounts Receivable, Accounts Payable, Business Assets, Banking, Grants, Budgeting, and Financial Reporting workstreams. The remainder of 2024 and 2025 will be ERP stabilization years. The Project requires staff augmentation for the day-to-day work activities of the Accounting & Finance team to allow the team to develop a financial data model, reconfigure current business processes, and to perform data conversion (ERP stabilization). Utilizing Kaiser Consulting will allow team members the ability to shift focus, as needed, between annual audits, ERP stabilization, and daily work tasks. The engagement with Kaiser Consulting is expected to last through the end of fourth quarter 2025.

The staff augmentation services will be funded from approved Operating Budgets. With this increase, the total authorized amount for this Professional Services Agreement will be \$716,445.00.

CRAA staff recommends Board approval of Resolution 08-2024.

ADOPTED BY THE BOARD OF DIRECTORS OF THE COLUMBUS REGIONAL AIRPORT AUTHORITY BY RESOLUTION NO. 08-2024 ON THE 27TH DAY OF FEBRUARY 2024.

X

By
Board Chair

X

Attest
Secretary to the Board



RESOLUTION 09-2024

A RESOLUTION AUTHORIZING FUNDING IN AN AMOUNT NOT TO EXCEED \$1,000,000.00 FOR ON-CALL MARKETING SERVICES WITH HART ASSOCIATES, INC.

RESOLVED, To authorize funding in an amount not to exceed \$1,000,000.00 for task orders with Hart Associates, Inc. for on-call marketing services.

Background: The Columbus Regional Airport Authority (CRAA) entered into a professional services agreement with Hart Associates, Inc. effective July 17, 2023, for on-call marketing services on a per task order basis. Marketing projects may involve, but are not necessarily limited to, business-to-consumer and business-to-business campaigns for passenger air service, food and retail concessions, parking, air cargo, and employee recruitment.

CRAA received proposals for on-call marketing services on April 3, 2023, from eleven (11) marketing firms. The CRAA selection committee ranked each firm based on the following criteria: proposer overview, recent demonstrated experience for similar projects, personnel qualifications, Diversity Business Partner (DBP) participation, and cost proposal. CRAA entered into agreements with the four highest-ranking firms, one of which was Hart Associates, Inc. The agreement has a three (3) year term with two (2) options to renew for one (1) year if mutually agreed upon by both parties.

Task Order #1 in the amount of \$178,400.00 was issued in 2023 and funded from the 2023 Operating Budget. Future task orders issued for marketing projects under the terms of this agreement will be included in, and funded from, annual Operating Budgets.

CRAA recognizes the importance of diversity and inclusion and requires firms to provide a good faith effort to obtain Diversity Business Partner (DBP) participation.

CRAA staff recommends Board approval of Resolution 09-2024.

ADOPTED BY THE BOARD OF DIRECTORS OF THE COLUMBUS REGIONAL AIRPORT AUTHORITY BY RESOLUTION NO. 09-2024 ON THE 27TH DAY OF FEBRUARY 2024.

X

By
Board Chair

X

Attest
Secretary to the Board



RESOLUTION 10-2024

A RESOLUTION AUTHORIZING FUNDING IN AN AMOUNT NOT TO EXCEED \$1,000,000.00 FOR ON-CALL MARKETING SERVICES WITH LUNNE MARKETING GROUP, INC.

RESOLVED, To authorize funding in an amount not to exceed \$1,000,000.00 for task orders with Lunne Marketing Group, Inc. (Lunne) for on-call marketing services.

Background: The Columbus Regional Airport Authority (CRAA) entered into a professional services agreement with RTTW, Ltd., (RTTW) effective July 17, 2023 for on-call marketing services on a per task order basis. Marketing projects may involve, but are not necessarily limited to, business-to-consumer and business-to-business campaigns for passenger air service, food and retail concessions, parking, air cargo, and employee recruitment.

CRAA received proposals for on-call marketing services on April 3, 2023, from eleven (11) marketing firms. The CRAA selection committee ranked each firm based on the following criteria: proposer overview, recent demonstrated experience for similar projects, personnel qualifications, Diversity Business Partner (DBP) participation, and cost proposal. CRAA entered into agreements for on-call marketing services with the four highest-ranking firms, one of which was RTTW, a 100% Woman- Owned Business Enterprise. The agreement has a three (3) year term with two (2) options to renew for one (1) year if mutually agreed upon by both parties. On Jan. 29, 2024, following the purchase of RTTW by Lunne, the agreement was amended and assigned to Lunne.

Task Order #1 in the amount of \$26,000.00 and Task Order #2 in the amount of \$93,300.00 were issued in 2023 and funded from the 2023 Operating Budget. Task Order #3 in the amount of \$70,000.00 was issued in February 2024 and funded from the 2024 Operating Budget. Future task orders issued for marketing projects under the terms of this agreement will be funded from, and included in, annual Operating Budgets.

CRAA recognizes the importance of diversity and inclusion and requires firms to provide a good faith effort to obtain Diversity Business Partner (DBP) participation.

CRAA staff recommends Board approval of Resolution 10-2024.

ADOPTED BY THE BOARD OF DIRECTORS OF THE COLUMBUS REGIONAL AIRPORT AUTHORITY BY RESOLUTION NO. 10-2024 ON THE 27TH DAY OF FEBRUARY 2024.

X

By
Board Chair

X

Attest
Secretary to the Board