



# Ready to take off!

A step-by-step discussion guide to prepare children with special needs for air travel

*Social story featuring  
John Glenn Columbus International Airport (CMH)*



It's time to leave!  
On the day of the trip, remember your  
sunflower lanyard and wristband.



Don't forget to pack your backpack  
full of your favorite things to play  
with. What do you want to pack?





We're on our way! As we're driving down the road to the airport, do you see the air traffic control tower?



There are many parking lots...where should we park? Did you know this airport has a red lot, a green lot and a blue lot? You can see the colors on the signs.






After we park, we are going to get on a blue shuttle bus to go from the parking lot to the airport. The bus driver is going to help us with our suitcases so we can find our seats.



Did you know that the building of the airport is called a terminal?  
At the airport terminal, we will get off the bus and go across the street with our suitcases and head inside.



The airport is nice inside and there are a lot of things to see.




We will see a lot of people moving around with their suitcases too! They are going on an airplane just like us. Where do you think they are going?



**PLEASE WAIT**

When we travel, there can be a lot of waiting, but it will be OK. When we wait, our body should be calm, with hands by our side or in our lap. We will sit or stand quietly. If we are feeling frustrated, we should ask for a break.

Waiting is very important when we travel. When we wait quietly, we are telling our friends and family that we care about them and respect them. That makes all of us feel good!





These are kiosks where we will print our boarding passes so we can get on the airplane.



We will take our suitcases to the airline ticket counter so they can check us in.

We might have to wait in line here, but it will be OK.






Did you know that your suitcase will get on the airplane too? It will travel through the inside of the airport and be loaded into the bottom of the airplane.



After we give our suitcases to the airline ticket agent and have our boarding passes, we are ready to go through security.






Concourse A Gates A1-A6					
DEPARTURES					
DEPARTING TO	FLIGHT	AIRLINE	TIME	GATE	STATUS
Atlanta	1397	Southwest	3:30 PM	A5	On Time
Baltimore	2195	Southwest	12:20 PM	A5	On Time
Baltimore	1880	Southwest	5:35 PM	A3	On Time
Chicago-MDW	2140	Southwest	10:05 AM	A5	Now 9:56 AM
Chicago-MDW	1843	Southwest	3:00 PM	A3	On Time
Chicago-MDW	2216	Southwest	5:40 PM	A5	On Time
Dallas (Love)	369	Southwest	12:05 PM	A3	On Time
Denver	536	Southwest	6:10 PM	A4	On Time
Denver	43	Southwest	6:00 AM	A	On Time
Fort Myers	809	Southwest	2:55 PM	A6	On Time
Houston-Hobby	1204	Southwest	5:20 PM	A6	On Time
Las Vegas	853	Southwest	4:55 PM	A4	On Time
Las Vegas	867	Southwest	6:10 AM	A4	On Time
Orlando	5	Southwest	2:15 PM	A4	On Time
Orlando	914	Southwest	6:25 PM	A6	On Time
St. Louis	488	Southwest	10:00 AM	A3	Now 9:56 AM
Tampa	2252	Southwest	10:45 AM	A4	On Time
Tampa	433	Southwest	11:30 AM	A6	On Time

Monday, August 10 10:16 AM

Isn't this monitor big? It's called a flight information display screen. It tells passengers their flight number, when their flight will leave for their destination and which gate they will use to board the airplane. Do you see the lights on the board and the way they change when the letters and numbers turn?



At security, we will meet nice TSA officers like this man. They wear blue uniforms and are here to help us.



When we are ready to go through security screening, we will enter a line. There will be other people standing with us, so it might get a little noisy and we might have to wait, but it will be OK. You can put your headphones on if you want.



When we get to the front of the line, we will show our boarding passes to a TSA officer like this one. You can tell them your name and how old you are!






We will have to put everything we are carrying or have in our pockets in a plastic bin on the belt to be X-rayed. We'll have to take off our headphones and maybe even have to take our shoes off! That's so everyone will be safe. A TSA officer will be there to help us if we have any questions.



When it's our turn, we will go through a scanner, which looks like an open door. Sometimes they make a beeping noise, but it's OK; someone may have forgotten to take their keys out of their pocket.

After we go through the scanner, we will get our backpacks and put our shoes back on.




Now we can start heading to where we will wait for the airplane. Did you know that this area of the airport is called a concourse? The airport has three of them, called A, B and C.







On our way, we will see restrooms, stores and restaurants. Sometimes people get a snack or buy something, and sometimes people just walk past and look. It would be a good idea to use the restroom before we get on the airplane.





When we are ready to sit down and wait for the airplane, we will go into a big area full of chairs.


There will be other people waiting for the airplane just like us. They will be on the flight with us.





In the gate area, we can look out the windows and see airplanes and trucks and people working.

The people wearing the yellow and orange vests are called ramp workers and they are responsible for loading our suitcases onto the airplane. They drive tugs to pull carts and other things. The man on the ladder is putting gas into the airplane's wings. See the big engine?








This is an airline gate agent. They are very nice and helpful. When it is time to board the airplane, they will make an announcement for everyone to line up.

This is when you will need to be patient until it is your turn to go.








Now it's time to head down the jet bridge.

Did you know a jet bridge is a long hallway that leads passengers from the airport to the airplane? It might move a little bit, but it's OK.

Sometimes it takes a little while for everyone to find their seats on the airplane and so we might have to be patient and wait until it is our turn to get onto the airplane.




It shouldn't take very long. They won't leave without us!



When we get on the airplane, we will be welcomed by the flight attendants and pilots. They are on the airplane to help us. They are very nice and talk a lot to provide us useful information, such as when to buckle our seatbelts and when to stay in our seats.




Did you know this is called the cockpit and it is where the pilots sit to fly the airplane?





This is the inside of the airplane. When we find our seats, we can put our small suitcases in the overhead bin and our backpacks under the seats in front of us. We want to keep them close so it's easy to get to our toys and games. Don't forget to buckle your seatbelt!





Can you see the fasten seatbelt sign? This tells us when we must keep our seatbelts on and stay in our seats. While we are in our seats, we can play a game or listen to music.



Sometimes our ears feel funny when we fly, but it's OK. We can yawn or suck on a lollipop or chew something to help with the feeling and it will go away soon.



If you hear strange sounds, don't be afraid. It's just the ramp workers putting the suitcases on the airplane. It might get busy and a little loud while the other passengers are coming onboard to find their seats, but you can put on your headphones if you want.



When the airplane and crew are ready to go, the flight attendants will close the door, the ramp workers will push the airplane back and the pilot will turn on the big engines. It can be loud, but it's OK.





The airplane will start to move slowly like a car along the taxiway. The taxiway leads to the runway where the airplane will take off.

It's time to take off from the runway now. The airplane will go faster and faster until it lifts up and off the ground. It will be a little bumpy and loud, but it's ok. Are you ready? Here we go!





When it comes time to land, we will have to get ready. We will have to put all our things away. We will feel the airplane start to slowly go down for our landing. Our ears may feel funny again. You can yawn, suck on a lollipop or chew something to help with the feeling. When the airplane is just about on the ground, it will be loud and bumpy again, but it's OK.

Yay, we have landed! We will stay in our seats until the flight attendants tell us it's safe to get up. Just look at the seatbelt sign! We will have to wait our turn to get out of the airplane. This is when we'll have to be patient again.



If it's sunny when we are flying, we can look out the window and see clouds. They look like fluffy white cotton balls!



When we get to our destination airport, we'll pick up our suitcases from a baggage carousel just like this one. Sometimes, we have to wait for our suitcases to appear. Keep watching for your suitcase. Can you find it?



We've had quite a journey already, but now we are on our way! Let's go have some fun!

